



Optometrists & Opticians Board

2018 *Annual Report*

Contents

1. Key Highlights	
1.1 Revision to Professional Practice Guidelines	3
2. Registration Data	
2.1 New Registration	4
2.2 Registration Categories	4
2.3 Practitioners by Registration Type	5
2.4 Practitioners by Age Group	5
2.5 Practitioners by Nationality	6
2.6 Practitioners by Fields Of Employment	6

1. KEY HIGHLIGHTS

1.1 Revision to Professional Practice Guidelines (CPE-related)

Since 2009, the Board has developed the Continuing Professional Education (CPE) framework to help practitioners continue their professional learning and continue to upgrade their professional competence to stay conversant. All fully registered practitioners must maintain his or her knowledge and practise at a competent level.

With effect from 1 October 2018, practitioners must participate in continuing professional education (CPE) activities approved by the OOB **and** fulfil the minimum CPE point requirement within each qualifying period as set out in the *Guide to CPE for Optometrists and Opticians*.

Revisions were made to the relevant articles in the *Code of Professional Conduct and Professional Practice Guidelines for Optometrists and Opticians*, and would be applicable to practitioners with qualifying period ending 30 September 2019 onwards.

The Board would like to encourage all practitioners to stay conversant in their area of practice, and continue to uphold standards of practice. Any breach of any article in the PPG could amount to non-compliance to guidelines and directives set by the Board, and practitioners may be liable for disciplinary action by the Board.

The soft copy of the PPG and information related to CPE are available from the Board's website at www.oob.gov.sg.

2. REGISTRATION DATA

All data in this section are based on practitioners on register with valid practising certificate.

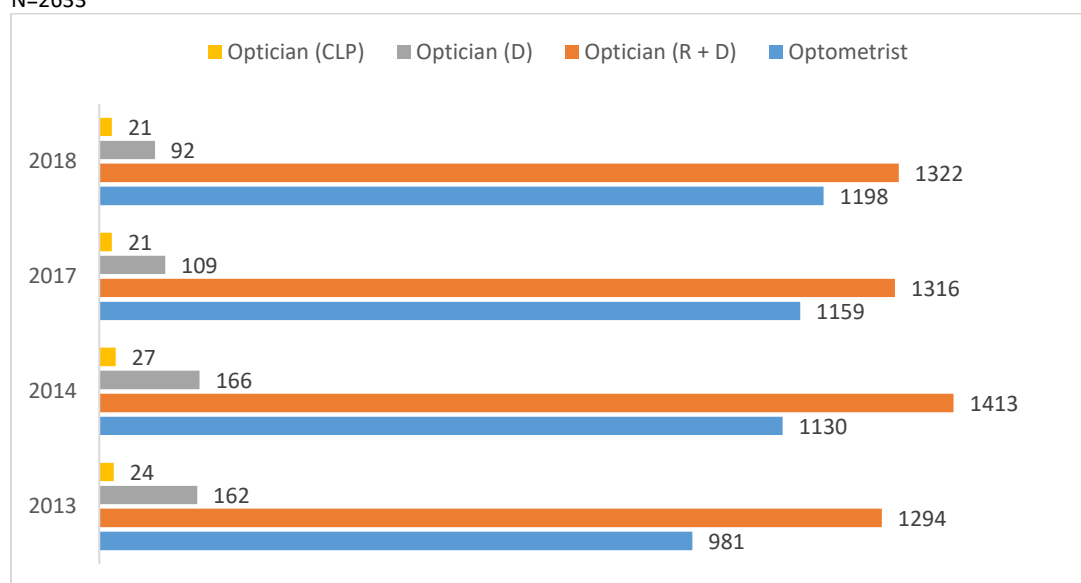
2.1 New Registrations

Since the Board started regulating the industry in 2008, there has been a steady supply of optometrists and opticians. The figures provided included new registration for all registration type (full, provisional, conditional and temporary registration).

Register Type	2015	2016	2017	2018
Optician (Dispensing)	16	5	18	1
Optician (Refraction + Dispensing)	44	58	50	50
Optometrists	146	152	146	141
Total	206	215	214	192

2.2 Registration by Categories

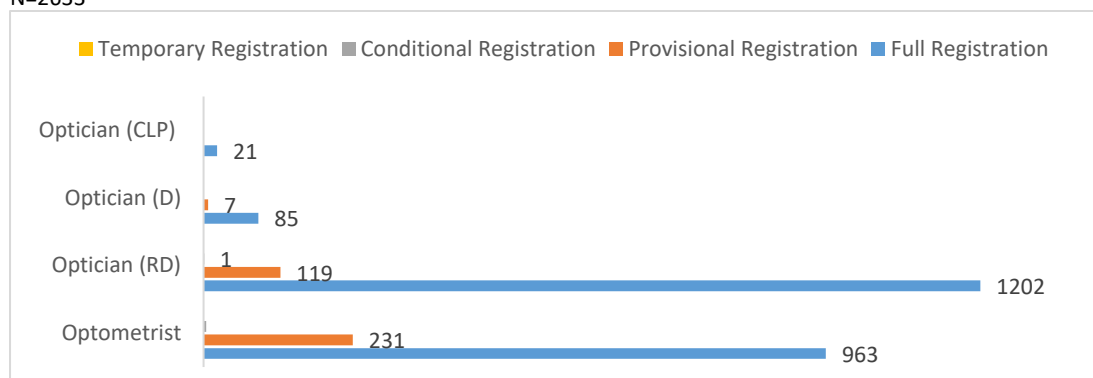
N=2633



	2013	2014	2017	2018
Optometrist	981	1130	1159	1198
Optician (R + D)	1294	1413	1316	1322
Optician (D)	162	166	109	92
Optician (CLP)	24	27	21	21
Total	2461	2736	2605	2633

2.3 Registration by Type

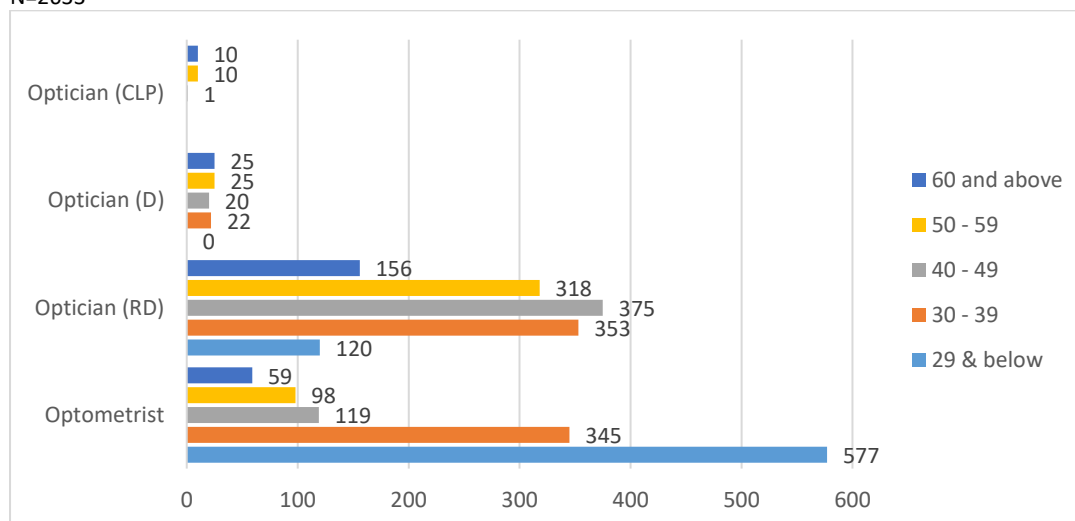
N=2633



	Optometrist	Optician (RD)	Optician (D)	Optician (CLP)
Full Registration	963	1202	85	21
Provisional Registration	231	119	7	0
Conditional Registration	4	1	0	0
Temporary Registration	0	0	0	0
<i>Sub Total</i>	<i>1198</i>	<i>1322</i>	<i>92</i>	<i>21</i>

2.4 Practitioners by Age Group

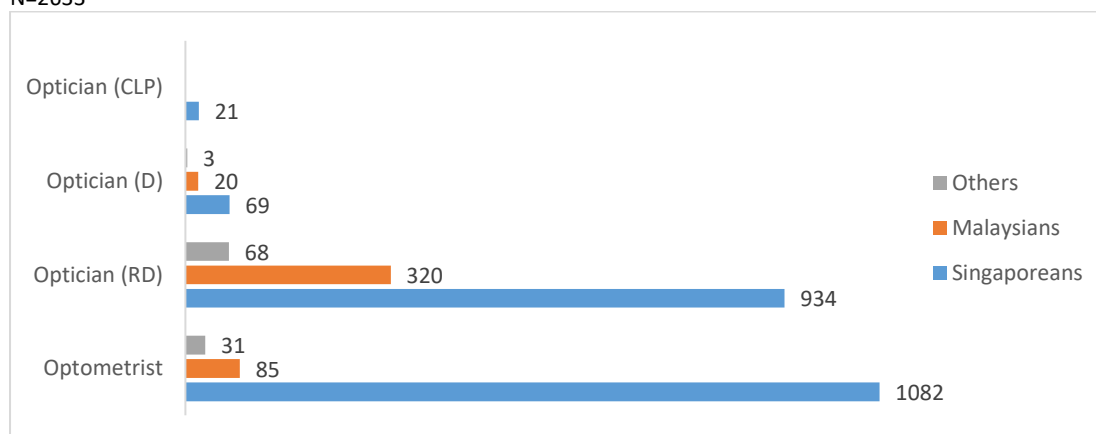
N=2633



	Optometrist	Optician (RD)	Optician (D)	Optician (CLP)
29 & below	577	120	0	0
30 - 39	345	353	22	0
40 - 49	119	375	20	1
50 - 59	98	318	25	10
60 and above	59	156	25	10
<i>Total</i>	<i>1198</i>	<i>1322</i>	<i>92</i>	<i>21</i>

2.5 Practitioners by Nationality

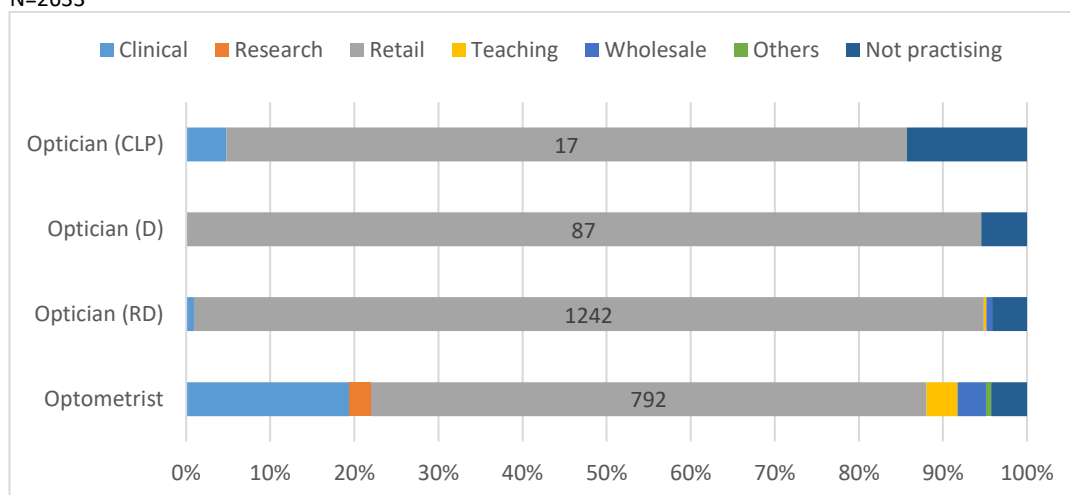
N=2633



	Optometrist	Optician (RD)	Optician (D)	Optician (CLP)
Singaporeans	1082	934	69	21
Malaysians	85	320	20	0
Others	31	68	3	0
Total	1198	1322	92	21

2.6 Practitioners by Fields of Employment

N=2633



	Optometrist	Optician (RD)	Optician (D)	Optician (CLP)
Clinical	232	12	0	1
Research	31	0	0	0
Retail	792	1242	87	17
Teaching	44	4	0	0
Wholesale	41	9	0	0
Others	7	0	0	0
Not practising	51	55	5	3
Total	1198	1322	92	21