



Optometrists & Opticians Board

---

# 2015 *Annual Report*

---

## Contents

---

<b>1. Key Highlights</b>	
1.1 Supervisory Framework Briefing for Supervisors	3
<b>2. Registration Data</b>	
2.1 New Registration	4
2.2 Registration Categories	4
2.3 Practitioners by Registration Type	5
2.4 Practitioners by Age Group	5
2.5 Practitioners by Nationality	6
2.6 Practitioners by Fields Of Employment	6

# 1. KEY HIGHLIGHTS

---

## 1.1 Supervisory Framework Briefing for Supervisors

Since 2009, the Board has implemented a Supervisory Framework for new graduates who are registered as provisional optometrist and opticians to apply and build on competencies gained during the course of optometry and opticianry education during their first few years of practice.

To be eligible for full registration, provisionally registered practitioners would need to fulfil the requirements stipulated in the Framework, including submitting stipulated number of cases under different categories to show knowledge and competency.

Part of the Framework also require the provisionally registered optometrists and opticians to appoint Supervisors to oversee and provide guidance to their daily practice. However, as many of the appointed supervisors were grandfathered and did not go through the same Framework, the requirements were not fully understood.

To help the supervisors understand their roles and responsibilities, the Board had organized its first Supervisory Framework Briefing for appointed supervisors so that they could provide timely and appropriate guidance to newly registered practitioners.

The briefing took place in Nov 2015 over two half-days, and the sessions were well-received. The Board would continue to organise similar sessions to provide platform for supervisors to clarify the framework requirements directly with the Board.

## 2. REGISTRATION DATA

All data in this section are based on practitioners on register with valid practising certificate.

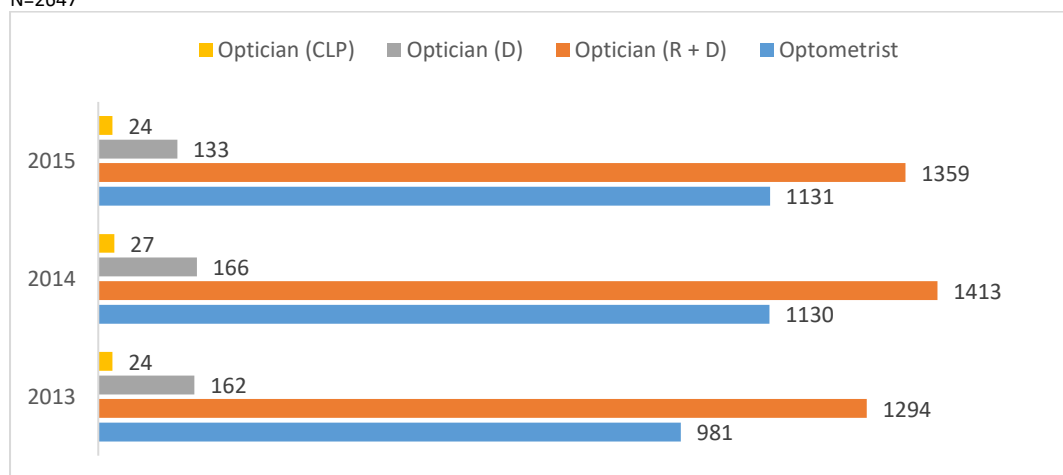
### 2.1 New Registrations

Since the Board started regulating the industry in 2008, there has been a steady supply of optometrists and opticians. The figures provided included new registration for all registration type (full, provisional, conditional and temporary registration).

Register Type	2012	2013	2014	2015
Optician (Dispensing)	27	25	21	16
Optician (Refraction & Dispensing)	74	55	105	44
Optometrists	135	166	227	146
<b>Total</b>	<b>236</b>	<b>246</b>	<b>353</b>	<b>206</b>

### 2.2 Registration by Categories

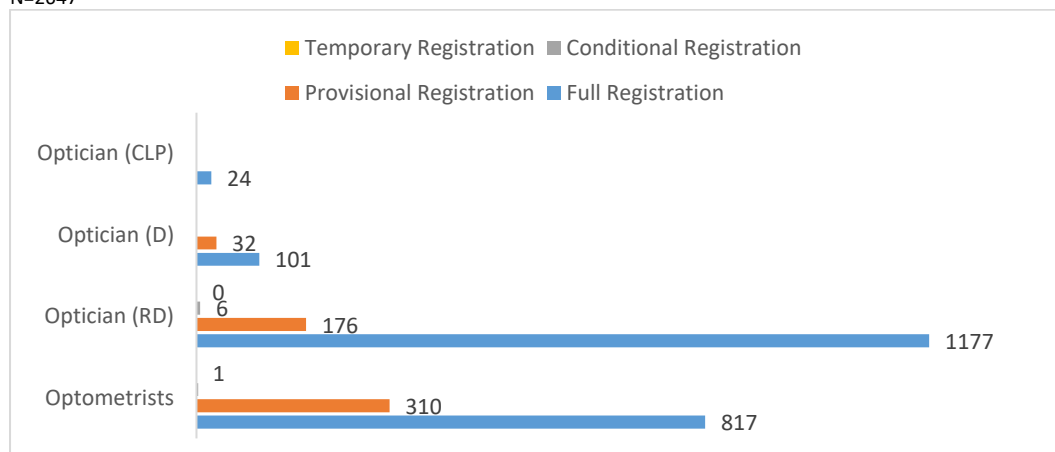
N=2647



	2012	2013	2014	2015
Optometrist	893	981	1130	1131
Optician (R + D)	1289	1294	1413	1359
Optician (D)	140	162	166	133
Optician (CLP)	26	24	27	24
<b>Total</b>	<b>2348</b>	<b>2461</b>	<b>2736</b>	<b>2647</b>

## 2.3 Registration by Type

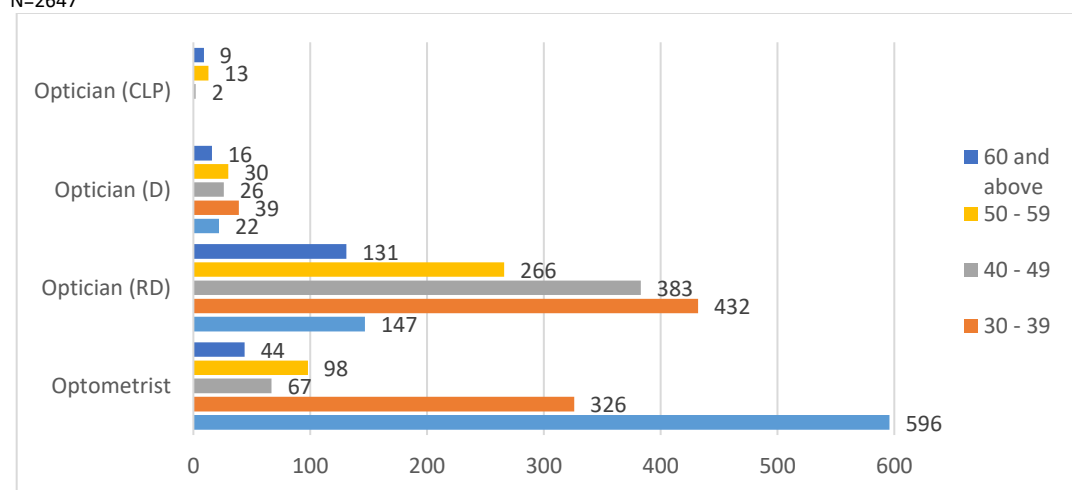
N=2647



	Optometrists	Optician (RD)	Optician (D)	Optician (CLP)
Full Registration	817	1177	101	24
Provisional Registration	310	176	32	0
Conditional Registration	3	6	0	0
Temporary Registration	1	0	0	0
<b>Total</b>	<b>1131</b>	<b>1359</b>	<b>133</b>	<b>24</b>

## 2.4 Practitioners by Age Group

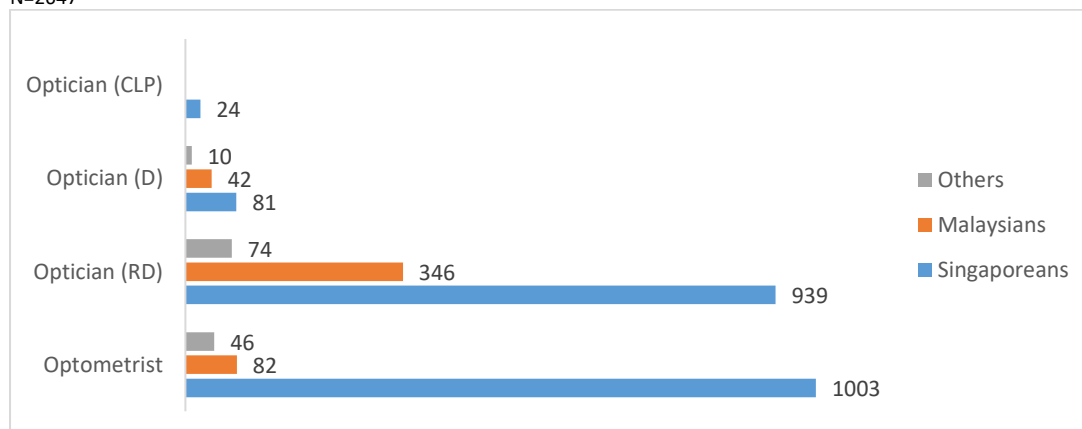
N=2647



	Optometrist	Optician (RD)	Optician (D)	Optician (CLP)
29 & below	596	147	22	0
30 - 39	326	432	39	0
40 - 49	67	383	26	2
50 - 59	98	266	30	13
60 and above	44	131	16	9
<b>Total</b>	<b>1131</b>	<b>1359</b>	<b>133</b>	<b>24</b>

## 2.5 Practitioners by Nationality

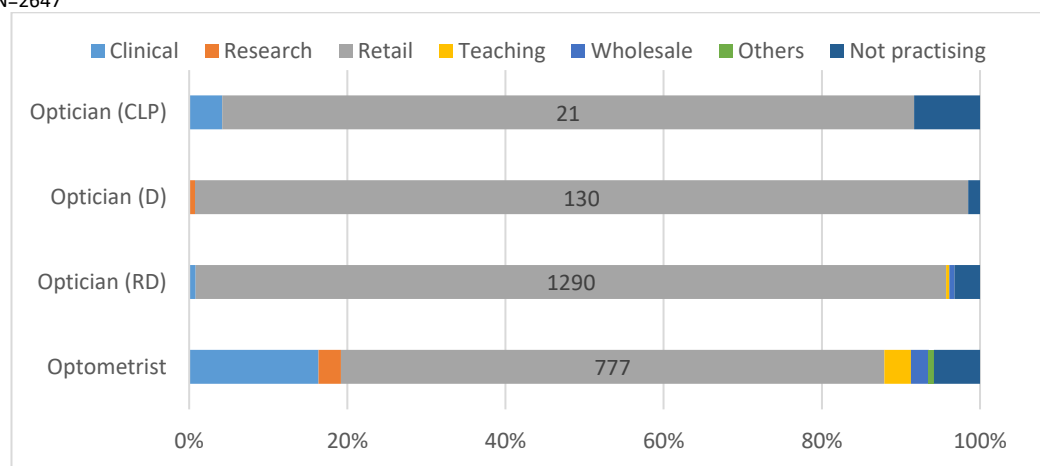
N=2647



	Optometrist	Optician (RD)	Optician (D)	Optician (CLP)
Singaporeans	1003	939	81	24
Malaysians	82	346	42	0
Others	46	74	10	0
<b>Total</b>	<b>1131</b>	<b>1359</b>	<b>133</b>	<b>24</b>

## 2.6 Practitioners by Fields of Employment

N=2647



	Optometrist	Optician (RD)	Optician (D)	Optician (CLP)
Clinical	185	11	0	1
Research	32	0	1	0
Retail	777	1290	130	21
Teaching	38	5	0	0
Wholesale	26	9	0	0
Others	7	0	0	0
Not practising	66	44	2	2
<b>Total</b>	<b>1131</b>	<b>1359</b>	<b>133</b>	<b>24</b>