



ANNUAL REPORT

2014



CONTENTS

President’s Message	3
Introduction	4
Allied Health Professions Council Members	5
Registration of Physiotherapists, Occupational Therapists & Speech-Language Therapists	6
Complaints	6

APPENDICES

Number of Allied Health Professionals Chart 1 – Total Number of Registered Therapists Registration Type Table 1 – Number and Types of Registrants by Profession	7
Sector Distribution Table 2 - Sector Distribution by Profession Employment Status of Registered Therapists Table 3 – Employment status of Registered Therapists	8
Country/Area of Basic Qualification of Registered Therapists Table 4a – Country/Area of Basic Qualification for Registered Occupational Therapists Table 4b – Country/Area of Basic Qualification for Registered Physiotherapists Table 4c – Country/Area of Basic Qualification for Registered Speech-Language Therapists	9 – 11
Demographic Profile of Registered Therapists Table 5 – General Profile of Registered Therapists Chart 2a – Total Number of Registered Therapists by Gender Chart 2b – Registered Therapists by Age Group Chart 2c – Registered Therapists by Nationality	12 – 14
Therapists who have completed AHPC’s Supervisor Training Workshop Chart 3 – Therapists who have completed AHPC’s Supervisor Training Workshop by Profession	15

PRESIDENT'S MESSAGE

The 2014 Allied Health Professions Council (AHPC) report rounds off the statistics for the year. Since the end of the mass registration grace period in April 2014, the AHPC has continued to work diligently to improve its processes and manage the increasing number of registered allied health professionals which rose to 2,699 registrants by the end of 2014.

This year also saw a change in the Council's composition with Ms Helen Chandler-Yeo stepping down, and Ms Jacqueline Phang Win Ling who stepped up to take on the appointment as a representative of the Speech-Language therapy profession on 1 August 2014.

After the mass registration grace period, the AHPC began to phase out the grace period supervision requirements as the 2014 Supervised Practice Guidelines came into force. Proper supervision of the conditionally-registered allied health professionals remains one of the key areas of focus for the AHPC so that professionals with little or no prior experience in Singapore are properly assessed and given the opportunity to familiarise themselves with the health and social care systems and practice in Singapore. To this end, 27 Supervisor Training Workshops were organised and 654 supervisors trained in the year 2014 to provide them with the necessary skills and knowledge to supervise conditionally registered therapists.

The Council has been working hard to ensure that our regulatory practices thread the delicate balance of patient safety and the standards expected of allied health professionals. I am heartened by the dedication and commitment of our Council members and colleagues who have served on the various AHPC Committees. We will continue to make our regulation and processes more efficient and look forward to working together with the various professional groups.

Dr Lau Hong Choon
President
Allied Health Professions Council

INTRODUCTION

The Allied Health Professions Council was formed on 8 April 2013 and the implementation of the Allied Health Professions (AHP) Act commenced on 15 April 2013 with the mass registration of Occupational Therapists, Physiotherapists and Speech-Language Therapists.

The Council maintains the Registers of Allied Health Professionals and renews practising certificates and issues certificates of good standing. The Council specifies pre-registration requisites, approves pre-registration training centres and directs continuing education.

The Council also investigates into any complaints against a registered allied health professions for professional misconduct. Registrants found guilty of professional misconduct may be reprimanded, suspended or removed from the Register.

The Annual Report 2014 documents the activities and registration statistics as at 31 December 2014 which includes the data recorded after the mass registration of occupational therapists, physiotherapists and speech-language therapists which took place from April 2013 to April 2014.

ALLIED HEALTH PROFESSIONS COUNCIL MEMBERS

President (Representative for Director, Medical Service)	Dr Lau Hong Choon
Registrar	Ms Elaine Teo
Representative for Director-General of Education	Ms Phyllis Chua Suan Gek
Member	Mr Abdul Rashid Jailani
Member	A/Prof Alan Wong Wai Pong
Member	Ms Florence Cheong
Member	Mr Gary Tan Theng Tiak
Member	Ms Jacqueline Phang Win Ling (From 1 August 2014)
Member	Mr Lim Hua Beng
Member	Ms Melissa Chua Hui Ling
Member	Ms Susan Niam
Member	Ms Helen Chandler-Yeo (From 8 April 2013 to 13 May 2014)

REGISTRATION OF OCCUPATIONAL THERAPISTS, PHYSIOTHERAPISTS & SPEECH-LANGUAGE THERAPISTS

The registration of Occupational Therapists, Physiotherapists and Speech-Language Therapists commenced on 15 April 2013 with a 1-year transitional grace period till 14 April 2014 for all therapists to apply for registration. After this transitional grace period, those who wish to practice had to apply for registration with the Council first before they could start practising.

The registration categories for the Allied Health Professions Council are similar to other healthcare professional boards in Singapore in that the therapists could be registered with full, conditional or temporary registration. Restricted registration was introduced mainly to grandfather existing foreign therapists whose qualifications were not found on the Council's List of Recognised Qualifications, and enabled them to continue practising in their existing roles without the need for supervision under Conditional Registration.

At the end 2014, the Council had registered 2,699 therapists consisting of 905 Occupational Therapists (OT), 1,394 Physiotherapists (PT) and 400 Speech-Language Therapists (SLT).

COMPLAINTS

The Council received a total of four complaints against the therapists since the start of registration. The cases were still under investigation as at 31 Dec 2014.

APPENDICES:

TOTAL NUMBER OF REGISTERED ALLIED HEALTH PROFESSIONALS

Physiotherapists continue to make up the majority of registered allied health professionals, followed by occupational therapists and speech-language therapists.

Chart 1. Total number of registered therapists as at 31 December 2014



REGISTRATION TYPE

Close to 78% of the registered occupational therapists, physiotherapists and speech-language therapists were fully registered by the end of 2014; with 19% on conditional registration. Majority of the therapists under Conditional registration were newly registered with the AHPC, with some being placed on conditional registration as returners to practice. Therapists under restricted registration make up 2% of the total pool and have been grandfathered in view of their previous work experience in Singapore. After the mass registration grace period, Temporary registration was granted only to visiting experts coming to Singapore to teach.

Table 1. Number and Types of Registrants by Profession as at 31 December 2014

Types of Registration	OT	PT	SLT	TOTAL
Full Registration	732	1,066	309	2,107
Restricted Registration	3	56	2	61
Conditional Registration	170	272	88	530
Temporary Registration	0	0	1	1
TOTAL	905	1,394	400	2,699

SECTOR DISTRIBUTION

The public healthcare sector employs the bulk of allied health professionals. Voluntary welfare organisations employ the second highest number of occupational therapists while the private sector hires the second highest number of physiotherapists and speech-language therapists.

Table 2. Sector Distribution by Profession as at 31 December 2014

Sectors of Employment	Sector Distribution			Total
	OT	PT	SLT	
Public Healthcare Sector (Restructured Hospitals and Institutions, Polyclinics)	456	785	185	1,426
Community Hospitals	112	117	21	250
VWOs Services	180	136	74	390
Private Hospitals/Clinics/Centres/Schools	128	293	113	534
Educational Institutions	12	19	1	32
Others (Government, Statutory Boards, Government-linked Agencies)	16	42	6	64
Unemployed	1	2	0	3

EMPLOYMENT STATUS OF REGISTERED THERAPISTS

Majority of registered therapists are under full time employment, with approximately 10% of registered therapists of each profession under part-time employment.

Table 3. Employment Status of Registered Therapists as at 31 December 2014

Activities	OT	PT	SLT	Total
Full Time	832	1,273	347	2,452
Part Time	72	119	52	243
Unemployed	1	2	0	3
Total	905	1,394	399	2,698¹

¹ The figure excludes temporary registered visiting experts.

COUNTRY/AREA OF BASIC QUALIFICATION OF REGISTERED THERAPISTS

I. OCCUPATIONAL THERAPISTS

Majority of the registered occupational therapists were qualified from Singapore. Other major countries where our registered occupational therapists were qualified from include Australia, India and Philippines.

Table 4a. Country/Area of Basic Qualification for Registered Occupational Therapists as at 31 December 2014

Country/Area of Basic Qualification	Number of OT
Singapore	499
Australia	101
India	76
Philippines	72
United Kingdom	43
Ireland	29
Taiwan	23
Malaysia	23
Hong Kong	12
Others	27
Total	905

II. PHYSIOTHERAPISTS

Most of our registered physiotherapists were qualified from in Singapore. Other major countries where our registered physiotherapists were qualified from include Australia, India and the United Kingdom.

Table 4b. Country/Area of Basic Qualification for Registered Physiotherapists as at 31 December 2014

Country/Area of Basic Qualification	Number of PT
Singapore	605
Australia	190
India	158
United Kingdom	129
Malaysia	71
Ireland	55
Myanmar	46
Taiwan	38
Philippines	36
New Zealand	21
United States of America	15
Hong Kong	10
Others	20
Total	1,394

III. SPEECH LANGUAGE THERAPISTS

Majority of our speech-language therapists were qualified from in Australia, followed by Singapore and India.

Table 4c. Country/Area of Basic Qualification for Registered Speech-Language Therapists as at 31 December 2014

Country/Area of Basic Qualification	Number of SLT
Singapore ¹	58
Australia	170
India	44
United Kingdom	40
Ireland	29
United States of America	16
Malaysia	15
Philippines	12
Others	16
Total	400

¹ The Masters in Speech and Language Pathology was established at the National University of Singapore only in 2007.

DEMOGRAPHIC PROFILE OF REGISTERED THERAPISTS

The therapy professions are female dominated, with the majority of all registered therapists falling within the age group of 20-29, followed by those in the 30-39 age group. Singapore citizens and PRs make up almost 70% of the pool across the three professional groups. **Table 5** shows the demographic profile of registered therapists, namely gender, age, and nationality.

Table 5. General Profile of Registered Therapists as at 31 December 2014

Demographic Profile	Number for Each Profession		
	OT	PT	SLT
Gender			
Male	173	383	32
Female	732	1,011	368
Age			
20-29	455	639	185
30-39	330	522	145
40-49	96	173	54
50-59	19	39	13
60 and above	5	21	3
Nationality			
Singapore Citizen & PR	675	1,030	276
Non-Citizen	230	364	124
Total Number	905	1,394	400

Charts 2a to 2c provide a breakdown of the information detailed in **Table 5**.

Chart 2a. Total number of registered therapists by gender as at 31 December 2014

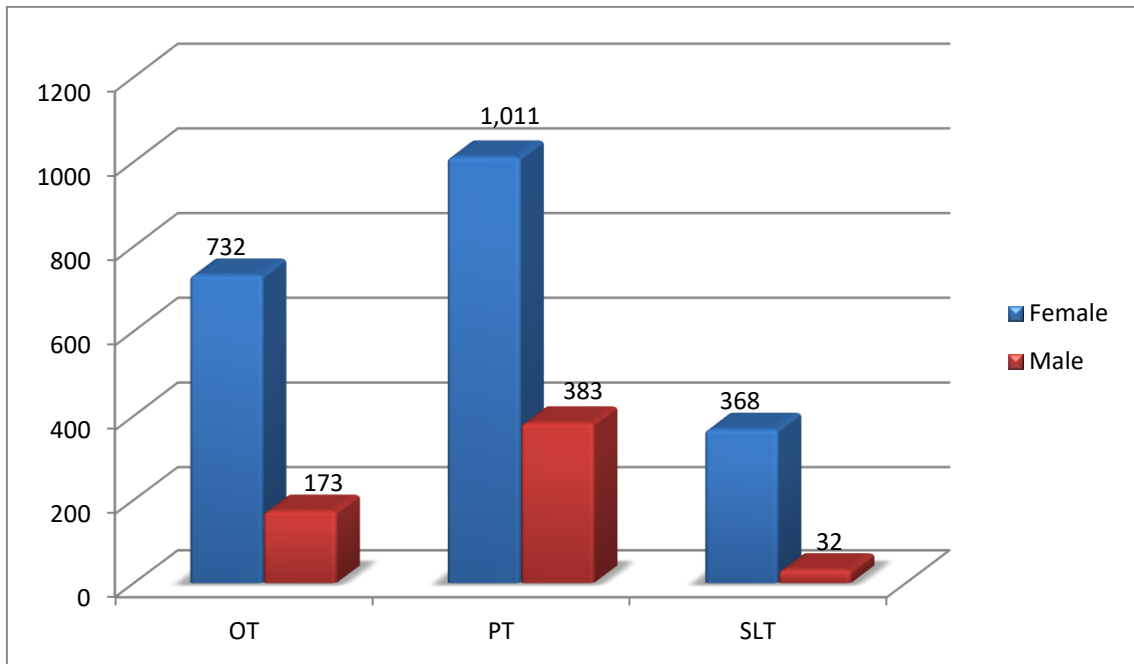


Chart 2b. Registered therapists by age group as at 31 December 2014

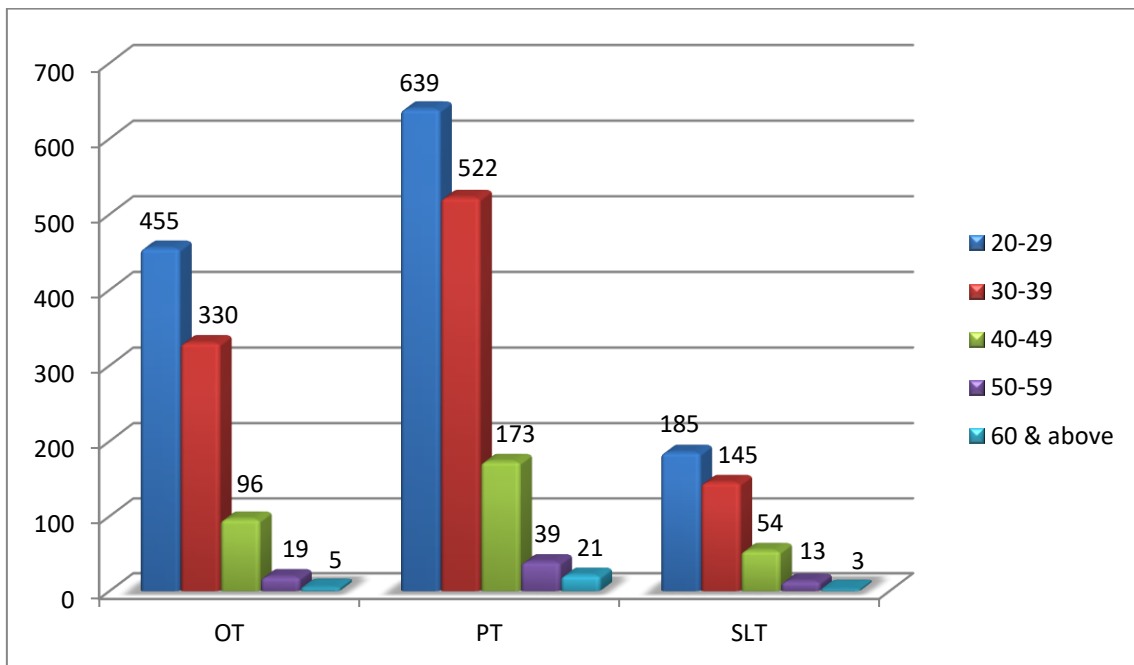
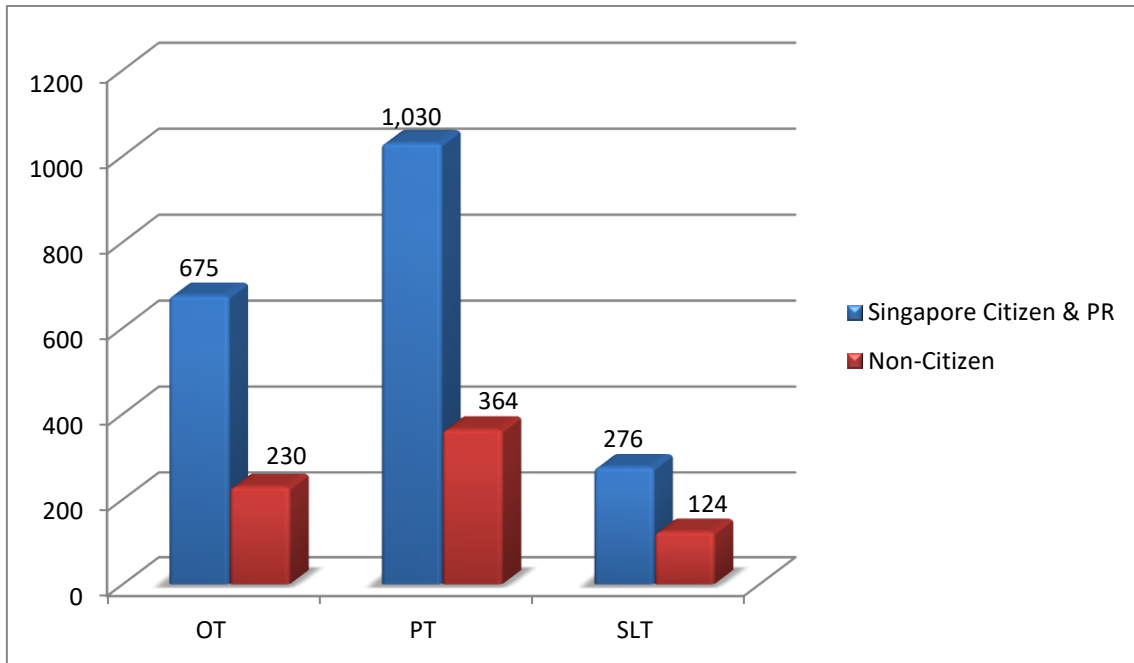


Chart 2c. Registered therapists by nationality as at 31 December 2014



THERAPISTS WHO HAVE COMPLETED AHPC'S SUPERVISOR TRAINING WORKSHOPS

A total of 654 therapists have attended AHPC's Supervisor Training Workshops since the commencement of registration of the occupational therapists, physiotherapists and speech-language therapists. The workshops provide these supervisors with the necessary skills and knowledge to supervise conditionally registered therapists.

Chart 3. Therapists who have completed AHPC's Supervisor Training Workshop by Profession as at 31 December 2014





ALLIED HEALTH PROFESSIONS COUNCIL
MINISTRY OF HEALTH
COLLEGE OF MEDICINE BUILDING
SINGAPORE 169854
TEL: (+65) 6355 2395
EMAIL: ENQUIRIES@AHPC.GOV.SG
WWW.AHPC.GOV.SG