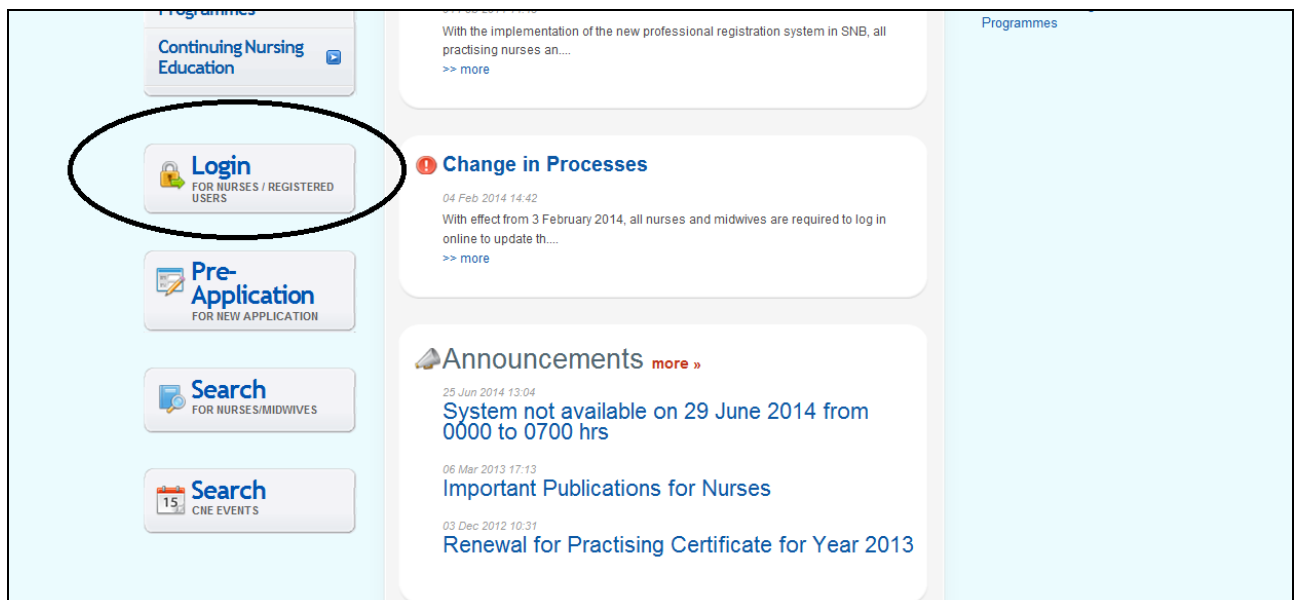


# SNB WEBSITE LOGIN INSTRUCTIONS



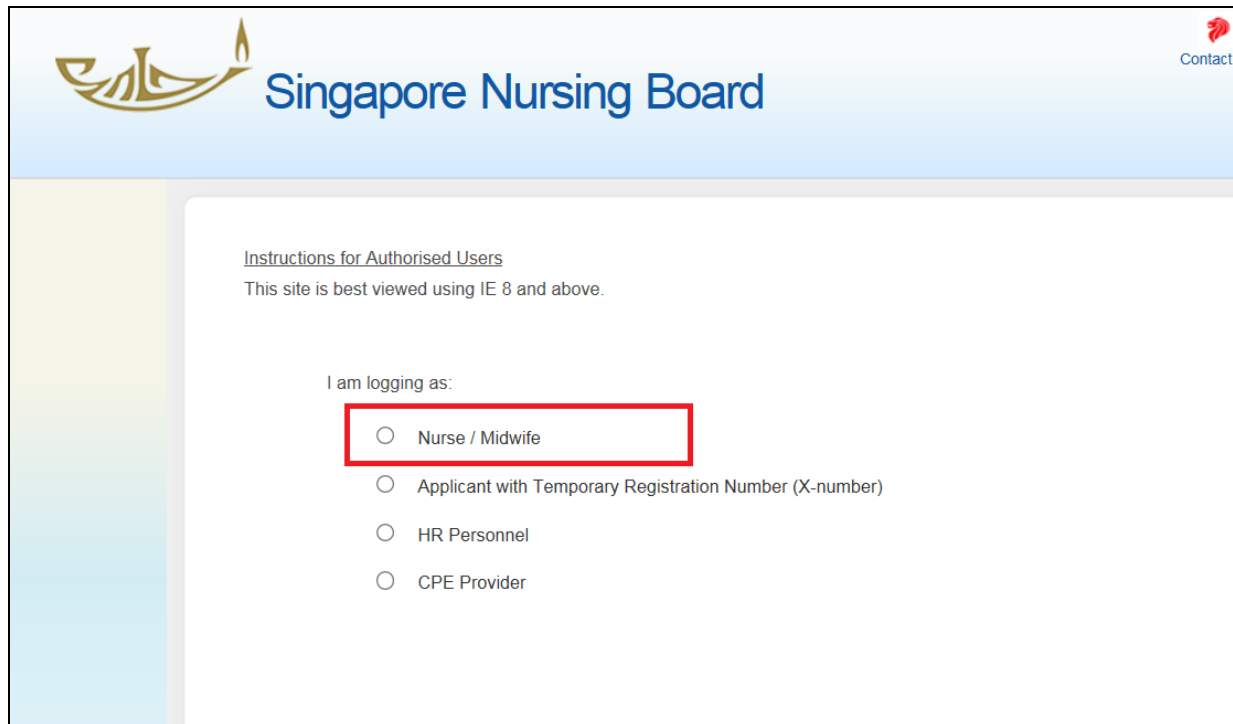
Step 1: Go to [www.snb.gov.sg](http://www.snb.gov.sg).




Click on **Login for Nurses/Registered Users**.

## Login Using Singpass

### Step 2: Select logging in as Nurse/Midwife



 Singapore Nursing Board Contact

Instructions for Authorised Users  
This site is best viewed using IE 8 and above.

I am logging as:

- Nurse / Midwife
- Applicant with Temporary Registration Number (X-number)
- HR Personnel
- CPE Provider

### Step 3: To click “Login here with Singpass” logo



 Singapore Nursing Board Singapore Government  
Integrity • Service • Excellence  
Contact | Feedback | Sitemap

This site is best viewed using IE 8 and above.

**Click here to login by Singpass**

**For Individual Users**

Log in with Singpass

**You need singpass 2FA to file taxes & access over 100 services**

To set up your 2FA:

- 1) Log in to your Singpass account & follow the instructions on the screen
- 2) A PIN mailer will be mailed to you
- 3) Activate your 2FA using the mailer

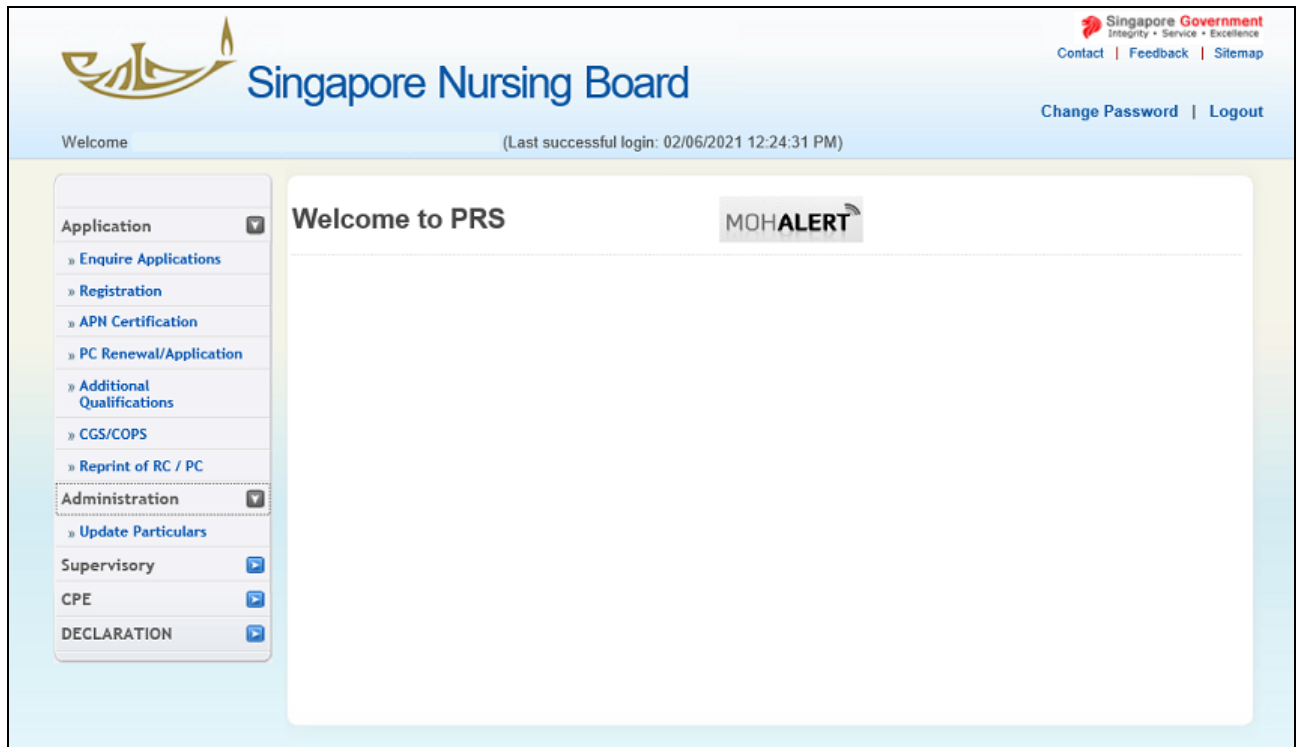
It will take up to 10 working days to set up 2FA. Please plan in advance before transacting online.

 For users unable to login using Singpass, please click [here](#)

Singpass login to SNB account is mandatory from **15 January 2017**. Please refer to SNB website [here](#) for more information on Singpass 2FA login.

If you have forgotten your Singpass password or wish to apply for new Singpass account, please refer to <https://www.singpass.gov.sg> for more information.

Step 4: Select navigation link to renew practising certificate (PC Renewal/Application) or to update particulars.



The screenshot displays the Singapore Nursing Board website interface. At the top left is the logo and name 'Singapore Nursing Board'. At the top right, there is the Singapore Government logo with the tagline 'Integrity • Service • Excellence' and links for 'Contact', 'Feedback', and 'Sitemap'. Below this, there are links for 'Change Password' and 'Logout'. The main header area includes a 'Welcome' message and the user's last successful login time: '(Last successful login: 02/06/2021 12:24:31 PM)'. The main content area is titled 'Welcome to PRS' and features a 'MOHALERT' notification box. On the left side, there is a navigation menu with the following categories and links:

- Application (dropdown arrow)
  - » Enquire Applications
  - » Registration
  - » APN Certification
  - » PC Renewal/Application
  - » Additional Qualifications
  - » CGS/COPS
  - » Reprint of RC / PC
- Administration (dropdown arrow)
  - » Update Particulars
- Supervisory (dropdown arrow)
- CPE (dropdown arrow)
- DECLARATION (dropdown arrow)