

# *Applying for Nursing Registration and Enrolment*



**SINGAPORE NURSING BOARD**

# Application for Registration/ Enrolment

# Instructions on How to Apply For Registration



Singapore Nursing Board



Singapore Government

Integrity • Service • Excellence

[Contact Info](#) | [Feedback](#) | [Sitemap](#)

Enter search keywords | Within All MOH Sites

[Home](#)

[About SNB](#)

[CPE Events](#)

[Announcements](#)

[Publications & Forms](#)

[Useful Links](#)

[Contact Info](#)



NURSES AND MIDWIVES

**Registration/  
Enrolment**



Application for  
Registration/  
Enrolment



» **Local Graduates**

» **Foreign Trained  
Nurses / Midwives**

» **SNB Licensure  
Examinations**

Resize Text:   | Print Email Share

[Registration/ Enrolment](#) > [Application for Registration/ Enrolment](#) >

## Local Graduates

### Eligibility

An applicant who wishes to apply for registration/enrolment is required to have successfully completed one of the following SNB-accredited [Pre-registration/Pre-enrolment Nursing Programmes](#) conducted in Singapore.




### Related

» [Nurses and Midwives Act  
\(Chapter 209\)](#)

Singapore Nursing Board



Go to <http://www.snb.gov.sg>



# Singapore Nursing Board

Enter search keywords here

Within All MOH Sites


GO

HomeAbout SNBCNE ActivitiesAnnouncementsDownloadsUseful LinksContact Info

## Welcome


The Singapore Nursing Board (SNB) is the regulatory authority for nurses and midwives in Singapore. We aim to protect the public through licensure and regulation of nursing/midwifery education and practice.

[LEARN MORE](#)




### NURSES AND MIDWIVES

- [Registration/Enrolment](#)
- [Renewal of Practising Certificate\(s\)](#)
- [Advanced Practice Nurse](#)
- [Accreditation of Nursing Education Programmes](#)
- [Continuing Nursing Education \(CNE\)](#)




### Login

FOR NURSES / REGISTERED USER S



### Pre Application

FOR NEW REGISTRATION




### Online Applications will be unavailable due to change of system from 14 Jan 2014 to 03 Feb 2014

00 Jan 2014 18:31

As part of SNB's continuing efforts to upgrade our system, we will be migrating to a new Professiona...

[-> more](#)




### Mailing of practising certificates

28 Dec 2013 09:51

The practising certificates for nurses/ midwives for the year 2014 have been mailed out. If you do n...

[-> more](#)



### Announcement

17 Dec 2013 14:03

#### Office Open for Half Day on New Year's Eve

14 Sep 2013 14:03

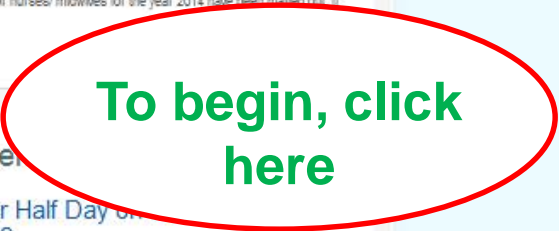
#### Renewal for Practising Certificate for Year 2014

05 Aug 2013 15:54

#### Return to Nursing


### Quick Links

- [Nurses and Midwives Act \(Chapter 209\)](#)
- [Registration/Enrolment](#)
- [Renewal of Practising Certificate\(s\)](#)
- [Renewal of APN Practising Certificate](#)
- [Accredited Nursing Programmes](#)




**To begin, click here**

Singapore Nursing Board




# Application For Registration

## 1) Complete Pre-application Questions:



# Singapore Nursing Board

**Singapore Government**  
Integrity • Service • Excellence  
[Contact](#) | [Feedback](#) | [Sitemap](#)

Login

### Pre-application

Are you applying for certification as an Advanced Practice Nurse (APN) with Singapore Nursing Board? ☐ Yes ☒ No

Are you registered with Singapore Nursing Board? ☐ Yes ☒ No

Are you a graduate from an [accredited pre-registration/ pre-enrolment nursing/ midwifery programme](#) in Singapore? ☒ Yes ☐ No

Did you graduate from the programme within the last 5 years? ☒ Yes ☐ No

**Proceed**

Then click  
“Proceed”

# Application For Registration

2) Complete Your Particulars : Please ensure that you have entered your name as it appears on your NRIC or passport and that you have entered a valid email address.



Singapore Nursing Board

 Singapore Government  
Integrity • Service • Excellence

[Contact](#) | [Feedback](#) | [Sitemap](#)

## Particulars Of Applicant

*Identification Type	<input type="text" value="--Select Here--"/>
*Identification No.	<input type="text"/>
*Salutation	<input type="text" value="--Select Here--"/>
*Full Name as shown in NRIC/FIN/Passport	<input type="text"/>
*Email Address	<input type="text" value=""/> (0/320)
Auth Code	<input type="text" value="a z q r"/>

Proceed

Then click  
“Proceed”

Singapore Nursing Board





## Acknowledgement for Pre-application

Please note that your Temporary Registration Number is as follows:


Temporary Registration Number      XN021604

Please print / save this page for your reference. Do quote this Temporary Registration Number when enquiring about the progress of your application

Please click "SingPass" icon to login using your SingPass to continue with your application

[Rate this service](#)

Print




### Note:


- a) From 15 Jan 2017, all new applicants must login using SingPass with 2FA.
- b) Foreigners : Employer HR can apply on your behalf



# For SingPass users



Singapore Nursing Board

 Singapore Government  
Integrity • Service • Excellence  
[Contact](#) | [Feedback](#) | [Sitemap](#)

Instructions for Authorised Users  
This site is best viewed using IE 8 and above.

I am logging as:

- ☐ Nurse / Midwife
- ☐ Applicant with Temporary Registration Number (X-number)
- ☐ HR Personnel
- ☐ CPE Provider


**1:**  
Select login as  
“Applicant with  
Temporary  
Registration Number  
(X-number)”


**2:**  
Click the icon “Login  
here with SingPass”

This site is best viewed using IE 8 and above.

Click here to login by SingPass

Login here with  
Singapore Personal Access  
SingPass

 Haven't set up your 2FA and need to transact urgently?  
You have a 30-day grace period upon your first login to transact while you set up your 2FA.

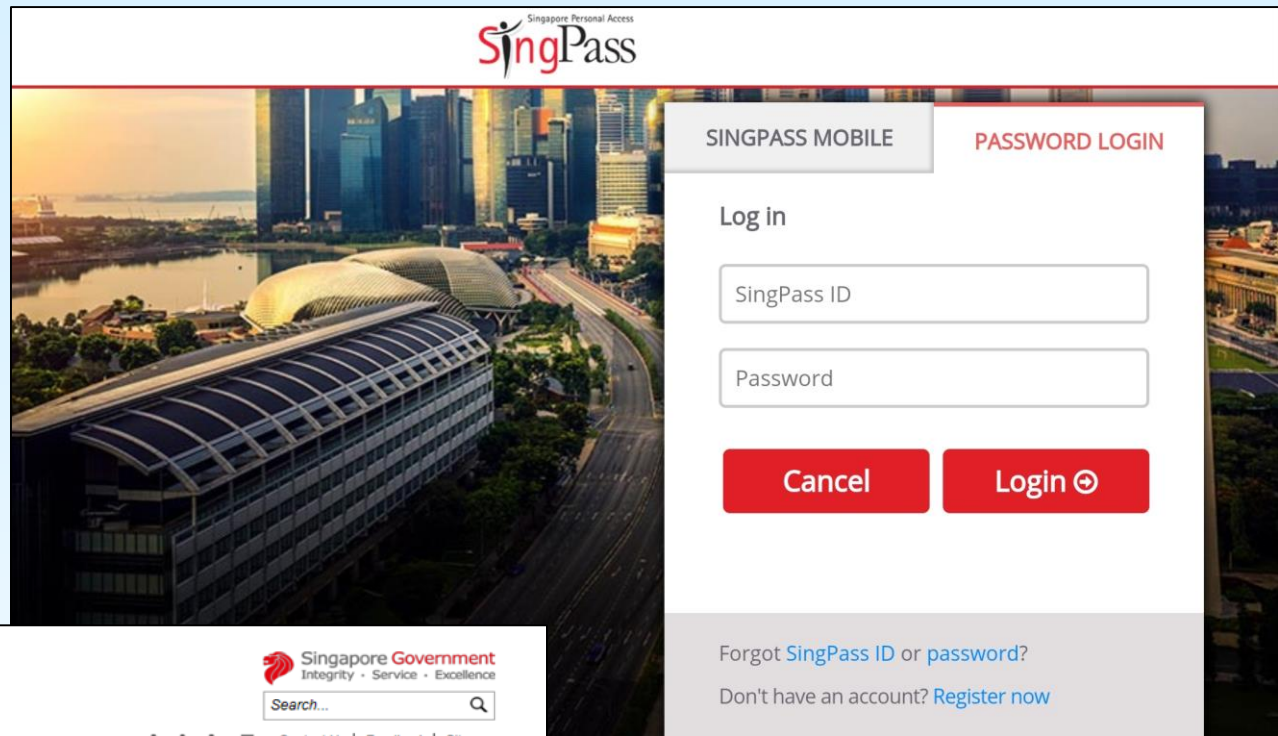
 For users unable to login using SingPass, please click [here](#)

You are strongly encouraged to login to the Professional Registration System (PRS) using your SingPass. From **15 Jan 2017**, you will not be able to login to PRS using your registration number or X-Numer.

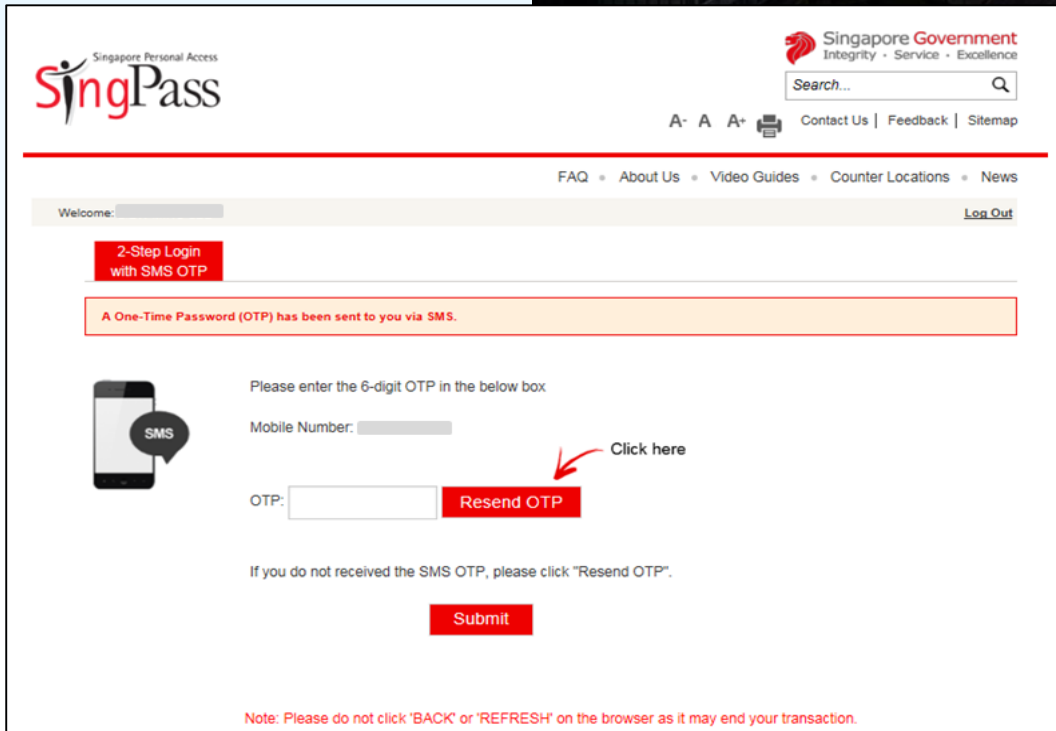


**3.**

Enter your  
SingPass ID and  
Password



The image shows the SingPass Password Login interface. At the top, the SingPass logo is displayed. Below it, there are two tabs: 'SINGPASS MOBILE' and 'PASSWORD LOGIN'. The 'PASSWORD LOGIN' tab is selected. Under the 'Log in' heading, there are two input fields: 'SingPass ID' and 'Password'. Below these fields are two red buttons: 'Cancel' and 'Login'. At the bottom, there are two links: 'Forgot SingPass ID or password?' and 'Don't have an account? Register now'.



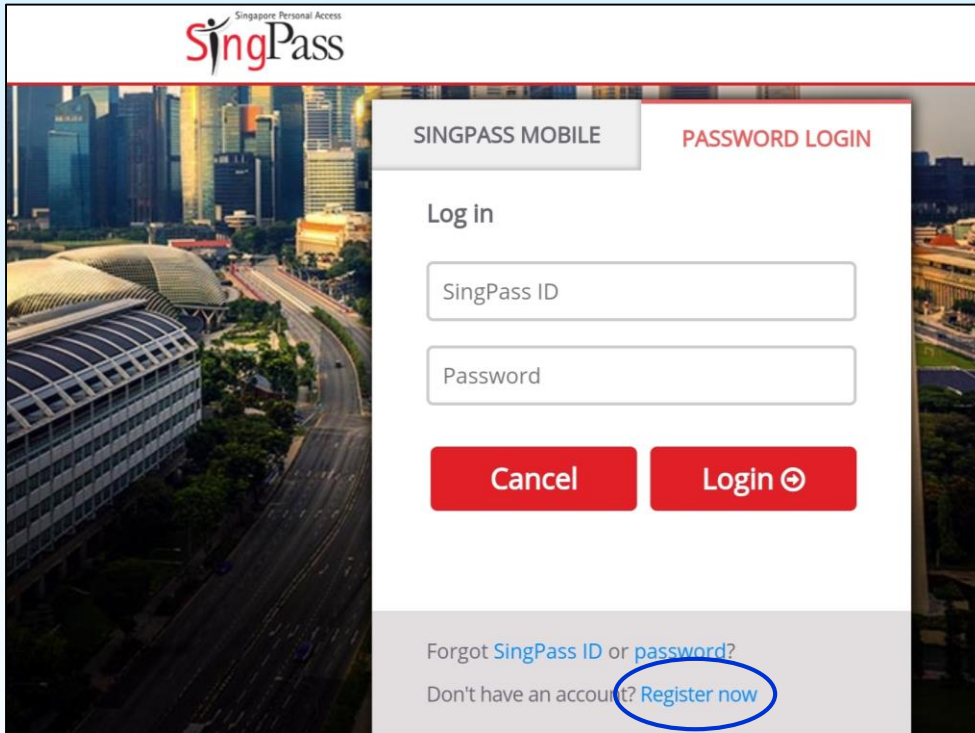
The image shows the SingPass 2-Step Login with SMS OTP interface. At the top, the SingPass logo is displayed. Below it, there is a search bar and a navigation menu. The main content area shows a 'Welcome:' message and a 'Log Out' link. A red banner indicates '2-Step Login with SMS OTP'. Below this, a message states 'A One-Time Password (OTP) has been sent to you via SMS.' There is a section for entering the OTP, with a 'Mobile Number:' field and an 'OTP:' field. A red arrow points to a 'Resend OTP' button with the text 'Click here'. Below the OTP field, there is a 'Submit' button. At the bottom, a note states: 'Note: Please do not click 'BACK' or 'REFRESH' on the browser as it may end your transaction.'

**4.**

Perform SingPass  
2FA verification



# Login to SNB Account Via SingPass



The image shows the SingPass login interface. At the top, the SingPass logo is displayed. Below it, there are two tabs: "SINGPASS MOBILE" and "PASSWORD LOGIN". The "PASSWORD LOGIN" tab is selected. The login form includes a "Log in" label, a "SingPass ID" input field, a "Password" input field, a "Cancel" button, and a "Login" button with a key icon. At the bottom, there is a link for "Forgot SingPass ID or password?" and a "Don't have an account? Register now" link, which is circled in blue.



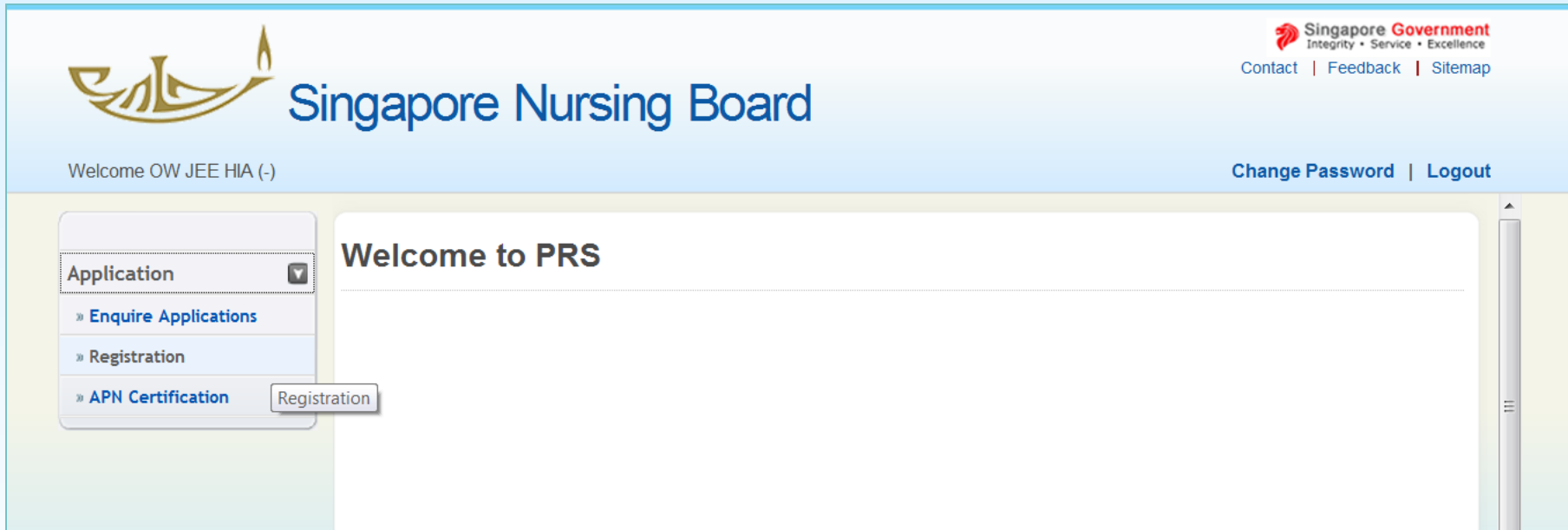
The image is a banner for SingPass 2FA. It features a cartoon character in a white shirt and tie. The text "BE 2FA READY" is prominently displayed. Below this, it explains that SingPass 2-Step Verification (2FA) helps protect personal information with an additional layer of security. There are two registration options: "By SMS" and "By Web". The "By SMS" option involves sending an SMS "Register" to 78008. The "By Web" option involves logging into the SingPass account and clicking "Set Up 2-Step Verification" under the Quick Links section. A note states that once registered, a PIN mailer will be sent within 7 working days. A red banner at the bottom states: "From 5 July 2016 onwards, you'll need SingPass 2FA to perform sensitive government e-transactions. So set yours up today!"

- Foreign RN / EN to apply for SingPass after receiving your workpass. Please visit [www.singpass.gov.sg](http://www.singpass.gov.sg) for more details on activating your SingPass login.
- 2FA required



# Application For Registration

## 6) Home Page



- Select “Registration” when applying for Registration as Enrolled Nurse/Registered Nurse.
- Select “Enquire Application” if checking the status of your application or to retrieve “Draft Application”.

# Application For Registration

7) Application is launched. Complete all required questions and submit relevant documents:



The screenshot shows the Singapore Nursing Board's online registration application interface. At the top, the Singapore Government logo and the Singapore Nursing Board logo are visible. The user is logged in as 'OW JEE HIA (-)'. The main navigation bar includes links for 'Contact', 'Feedback', and 'Sitemap'. The application process is divided into several steps: 'Instruction', 'Personal', 'Qualifications', 'Employment', 'Documents', 'Declaration', 'Confirmation', 'Payment', and 'Acknowledgement'. The 'Instruction' step is currently selected. The main content area displays the 'Instructions For Online Registration Application' for graduates of local pre-registration or pre-enrolment programmes. It provides detailed instructions on how to apply, including a link to a webpage for more information, and emphasizes the importance of reading and understanding all instructions before starting the application. It also provides an email address for further clarifications or enquiries.

**Singapore Government**  
Integrity • Service • Excellence  
[Contact](#) | [Feedback](#) | [Sitemap](#)

**Singapore Nursing Board**

Welcome OW JEE HIA (-) [Change Password](#) | [Logout](#)

**Application** ▼

- » [Enquire Applications](#)
- » [Registration](#)
- » [APN Certification](#)

**Instruction** Personal Qualifications Employment Documents Declaration Confirmation Payment Acknowledgement

## Instructions For Online Registration Application

### Instruction for Application for Registration/Enrolment For Graduates of Local Pre-registration/ Pre-enrolment Programmes

Please refer to [this webpage](#) for detailed instructions on how to apply for registration/enrolment with the Singapore Nursing Board.

Please ensure that you have read and understood all instructions before you start applying, including the mandatory documents to submit. There are some documents which are mandatory for your application but which you may not prompted by the system to submit. If you fail to submit these documents, your application may be delayed.

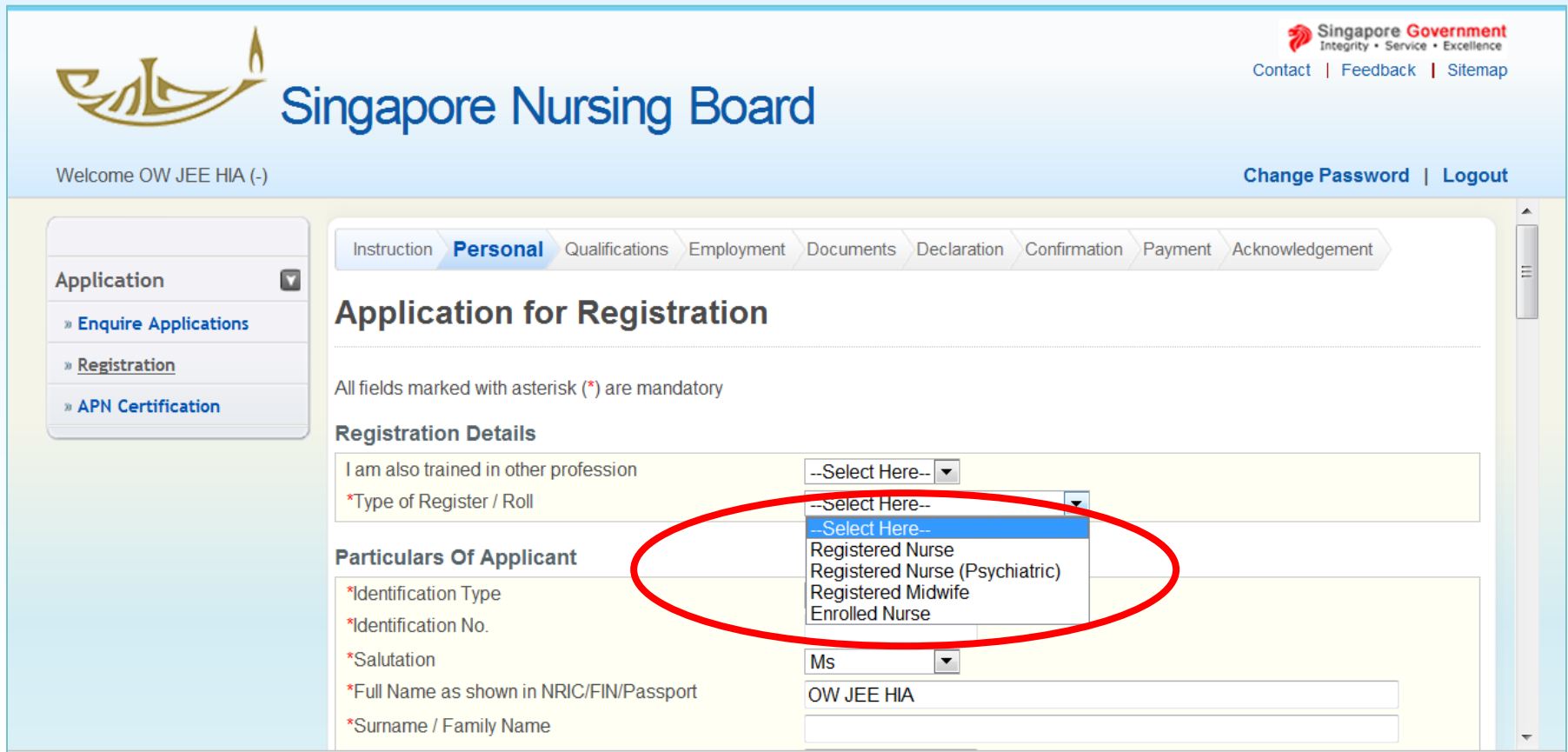
For further clarifications or enquiries, please email to [snb\\_register@snb.gov.sg](mailto:snb_register@snb.gov.sg), with the subject heading <Application for Registration/Enrolment>.

# Application For Registration

8) Select the correct Type of Register.

Type of Register : **Registered Nurse** for NUS, NYP, NP graduates

Type of Register : **Enrolled Nurse** for ITE graduates



The screenshot displays the Singapore Nursing Board's application portal. The header includes the board's logo, name, and contact information. The user is logged in as 'OW JEE HIA (-)'. The 'Personal' tab is selected in the navigation bar. The 'Application for Registration' section shows a dropdown menu for 'Type of Register / Roll' with the following options: Registered Nurse, Registered Nurse (Psychiatric), Registered Midwife, and Enrolled Nurse. The 'Registered Nurse' option is highlighted. The 'Particulars Of Applicant' section includes fields for Identification Type, Identification No., Salutation, Full Name, and Surname.

**Singapore Nursing Board**

Welcome OW JEE HIA (-)

[Change Password](#) | [Logout](#)

[Contact](#) | [Feedback](#) | [Sitemap](#)

[Singapore Government](#)  
Integrity • Service • Excellence

Instruction **Personal** Qualifications Employment Documents Declaration Confirmation Payment Acknowledgement

## Application for Registration

All fields marked with asterisk (\*) are mandatory

**Registration Details**

I am also trained in other profession

\*Type of Register / Roll

**Particulars Of Applicant**

\*Identification Type

\*Identification No.

\*Salutation

\*Full Name as shown in NRIC/FIN/Passport

\*Surname / Family Name

Registered Nurse  
Registered Nurse (Psychiatric)  
Registered Midwife  
Enrolled Nurse



# Qualification Details



## Singapore Nursing Board

Welcome OW JEE HIA (-)

**Singapore Government**  
Integrity • Service • Excellence  
[Feedback](#) | [Sitemap](#)

[Qualifications](#) | [Change Password](#) | [Logout](#)

**Application**

- » [Enquire Applications](#)
- » [Registration](#)
- » [APN Certification](#)

[Instruction](#) | [Personal](#) | **[Qualifications](#)** | [Employment](#) | [Documents](#) | [Declaration](#) | [Confirmation](#) | [Payment](#) | [Acknowledgement](#)

### Application for Registration

Note: All Fields marked with asterisk (\*) are mandatory.


#### Qualifications of Applicant

Highest Education Level	Bachelor Degree
<b>Basic Nursing / Midwifery Qualification Obtained</b>	
*Country	Singapore
*University / Institution	National University of Singapore
*Qualification Type	Basic
*Qualification	Bachelor of Science in Nursing
Abbrev. Of Qualification	BSc Nursing
Subject Area / Specialty	Nursing
Programme Type	<input checked="" type="radio"/> Full-time <input type="radio"/> Part-time
Course Duration	36 months
Start Date	<input type="text"/>
End Date	<input type="text"/>
*Year Obtained	2013
*Twinning Programme	<input type="radio"/> Yes <input checked="" type="radio"/> No

Singapore Nursing Board



# Employment Details



## Singapore Nursing Board

Welcome OW JEE HIA (-)

[Change Password](#) | [Logout](#)

**Application** ▼

- » [Enquire Applications](#)
- » [Registration](#)
- » [APN Certification](#)

[Instruction](#) | [Personal](#) | [Qualifications](#) | **[Employment](#)** | [Documents](#) | [Declaration](#) | [Confirmation](#) | [Payment](#) | [Acknowledgement](#)



### Application for Registration

Note: All Fields marked with asterisk (\*) are mandatory.

#### Current (Singapore) Employment Details

*Activity Status	Residing in Singapore, but not workin ▼
If Not Working, state reason	Looking for a job ▼

#### Proposed (Singapore) Employment Details

Activity Status	Working Full-time in Singapore ▼
Appointment	Staff Nurse ▼
Name of Institution / Organisation	SINGAPORE GENERAL HOSPITAL, -, Outram Road -, Outram Road Singapore 169608
Nature of Work	--Select Here-- ▼
Department / Division	Department of Nursing
Date Joined	dd/mm/yyyy 
Date Left	dd/mm/yyyy 

#### Principal Place of Practice

--	--



**Employment**



# Completing Your Employment Details

- If you are not working as a nurse, please select “**Residing in Singapore but not working**” and then select your reasons for not working.
- If you have an offer of employment, please provide your prospective employer details in the “**Proposed Employer**” and “**Principal Place of Practice**” sections.  
Add:
  - Appointment
  - Date Joined (not required)



# Submission of Your Documents



 **Singapore Nursing Board**

Welcome OW JEE HIA (-)

[Singapore Government](#) • Service • Excellence  
[Feedback](#) | [Sitemap](#)

[Change Password](#) | [Logout](#)

Application ☒

- » [Enquire Applications](#)
- » [Registration](#)
- » [APN Certification](#)

Instruction Personal Qualifications Employment **Documents** Declaration Confirmation Payment Acknowledgement

## Application for Registration

**Note:**

- File must be in JPEG(.jpg or .jpeg), PDF (.pdf).
- Each file size must not exceed 1MB
- For Photograph, the dimensions must be 400 by 514 pixels

**Mandatory Documents**

Document Title	NRIC or Passport & Employment Pass
*Upload Document	<input type="text"/> <a href="#">Browse..</a> <a href="#">Attach</a>
Document Title	Recent Color Photograph against White Background
*Upload Document	<input type="text"/> <a href="#">Browse..</a> <a href="#">Attach</a>



# Documents Required

a) **Colour-scan copy** of the following original documents:

- i) NRIC (front and back)
- i) For non-Singaporean/ Singapore PR: Student Pass/Fin No. and Passport is required
- ii) Official Transcript of Nursing Education from Education Institution
- iii) Training / Graduation certificate (this document can wait till after graduation)
- iv) Marriage certificate (if applicable)

## **Note:**

- 1) ***Required documents must be clear where the entire document (edge to edge) can be seen fully. All pages of the document must be submitted.***
- 2) ***Each document must be within 1 MB. If size exceed this, please scan this in a lower resolution. Otherwise, you may upload documents separately and to tag each document correctly, eg “Training Transcript-1”, “Training Transcript-2” etc.***



# Documents Required


## **b) Passport photograph (must meet requirements)**

### **Requirements**

- 1. Photographs must be 400 x 514 pixels (less than 1 MB). The following file types are acceptable:**
  - .jpeg**
  - .jpg**
  - .pdf**
- 2. Photo background must be white in colour.**
- 3. Facial features must be taken at full frontal view (eyes must be looking at the camera).**
- 4. Photo must not be distorted.**
- 5. Taken within the last 3 months**

# Passport photograph – not acceptable

Incomplete photo





Wrong size



Blur / Not clear



Wrong orientation



# DECLARATIONS BY APPLICANT

[Change Password](#) | [Logout](#)

Note: All fields are mandatory.

## Declarations by Applicant

Please answer all questions. If you have answered "yes" to any of the questions, please provide full details in a separate document and upload supporting documents where applicable.

- 1 Have you ever been or are you currently the subject of an inquiry or an investigation by any licensing authority in Singapore or elsewhere involving an allegation of professional misconduct or any improper conduct which brings disrepute to the nursing profession?  
☐ Yes ☐ No
- 2 Have you ever suffered or are you suffering from any physical or mental illness, which impairs your fitness to practise as a Registered Nurse/Registered Midwife/Enrolled Nurse?  
☐ Yes ☐ No
- 3 Have you ever been convicted in Singapore or elsewhere of any offence?  
☐ Yes ☐ No

- ☐ I declare that the particulars stated in this application and the documents attached are true and authentic, and the information contained herein remains unchanged to date. To the best of my knowledge and belief, I have not withheld any material fact.
- ☐ I acknowledge that the Singapore Nursing Board reserves all rights to withhold and/or to terminate my registration and/or take any action it deems fit, if any of the above information or documents tendered is found subsequently to be false. I am also aware that it is a criminal offence to make any false statements, to provide any false information and/or document(s) to the Singapore Nursing Board. I also understand and give my consent for the Singapore Nursing Board to make any enquiries or obtain any information or documents that it deems appropriate to establish my fitness to practise.
- ☐ I also authorise Singapore Nursing Board to release the data provided by me, to the Ministry of Health and such other parties with whom the Registrar deems essential for the purpose of their official duties under current legislations.

[Save](#)

[Proceed](#)



# Declaration on BBD / EPP By Applicant

If you are performing EPP, it is MOH's policy that you should know your BBD status due to the risk of transmission during such procedures. All healthcare workers who have been diagnosed with BBD should declare their status to the Boards. Healthcare workers with BBD should not perform EPP.

a) Are you practising any exposure prone procedures (EPP)?

☐ No ☐ Yes

b) Are you aware that you are a carrier of any blood-borne diseases (BBD) such as Hep B, Hep C or HIV?


☐ No ☐ Yes

☒ I declare that I am a carrier of a blood borne disease and hereby acknowledge that I will not perform any exposure-prone procedure in view of my infected status and the possible risk of transmission to my patients. I will also comply with all applicable guidelines pertaining to blood-borne diseases as may be issued by the Ministry of Health<sup>1</sup> and/or other regulatory agencies as well as ensure that I am not placed in any situation where there may be a possible risk of transmission to my patients.

☒ I understand and agree that failing to adhere to the above may result in the cancellation of my registration (on any or all registers) and practising certificate/s with the Singapore Medical Council.


<sup>1</sup> Please refer to "[MOH DIRECTIVE ON MANAGEMENT OF HEALTHCARE WORKERS \(MEDICAL, DENTAL, NURSING AND PARAMEDIC\) WITH HEPATITIS B, HEPATITIS C AND HIV](#)"

# Confirmation Page – Confirm your details

**Singapore Nursing Board**

Singapore Government  
Integrity • Service • Excellence  
[Feedback](#) | [Sitemap](#)

Welcome ABC (-) [Change Password](#) | [Logout](#)

**Application** 

- » [Enquire Applications](#)
- » [Registration](#)
- » [APN Certification](#)

Instruction Personal Qualifications Employment Documents Declaration **Confirmation** Payment Acknowledgement

## Application for Registration

---

### Registration Details

I am also trained in other profession	-
Type of Register / Roll	Registered Nurse

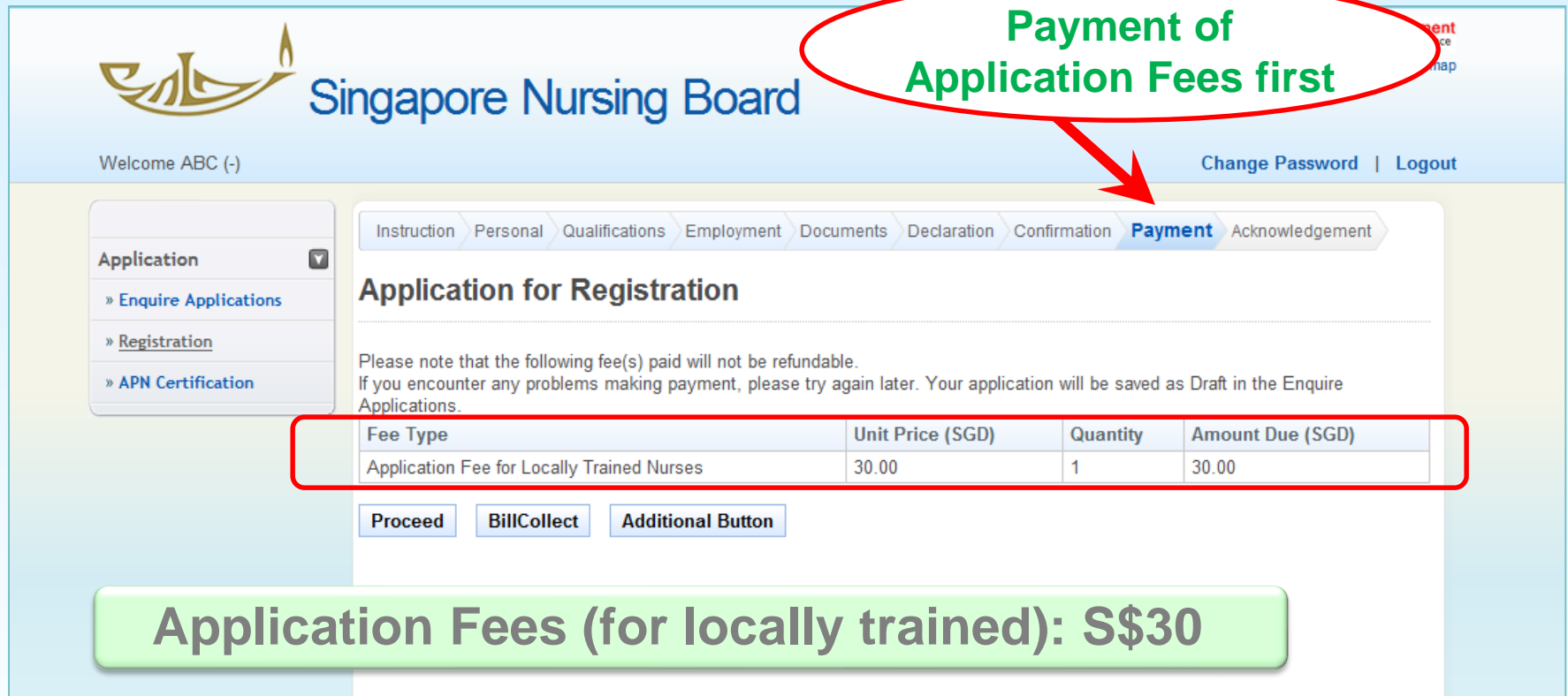
### Particulars Of Applicant

Identification Type	NRIC
Identification No.	S9119686G
Salutation	Miss
Full Name as shown in NRIC/FIN/Passport	ABC
Surname / Family Name	ABC
Preferred Order of Name	-
Name in Chinese Character	-
Gender	Female
Race	Chinese
Date of Birth	01/01/1990
Nationality	SINGAPORE CITIZEN
Country/Place of Birth	Singapore
Marital Status	Married
Religion	Buddhism
Patient Contact (For Medical Doctors only)	-
Year Obtained Citizenship	-
Other Nationality	-
Residential Status (for non-Singapore Citizen)	-





# Application For Registration



**Payment of Application Fees first**

Welcome ABC (-) [Change Password](#) | [Logout](#)

**Application**

- » [Enquire Applications](#)
- » [Registration](#)
- » [APN Certification](#)

Instruction Personal Qualifications Employment Documents Declaration Confirmation **Payment** Acknowledgement

### Application for Registration

Please note that the following fee(s) paid will not be refundable.  
If you encounter any problems making payment, please try again later. Your application will be saved as Draft in the Enquire Applications.

Fee Type	Unit Price (SGD)	Quantity	Amount Due (SGD)
Application Fee for Locally Trained Nurses	30.00	1	30.00

[Proceed](#) [BillCollect](#) [Additional Button](#)

**Application Fees (for locally trained): S\$30**

Acceptable online payment options are:

1) eNETS Credit/Debit Card

i. Credit Cards (VISA and MasterCard ONLY)

*Note: American Express (Amex), Diners Club and JCB Credit Cards are NOT accepted.*

ii. Debit Cards (Visa Electron Debit Cards and MasterCard ONLY)

2) eNETS Internet Banking

for Participating Banks (DBS, POSB, UOB, OCBC, Citibank ONLY)

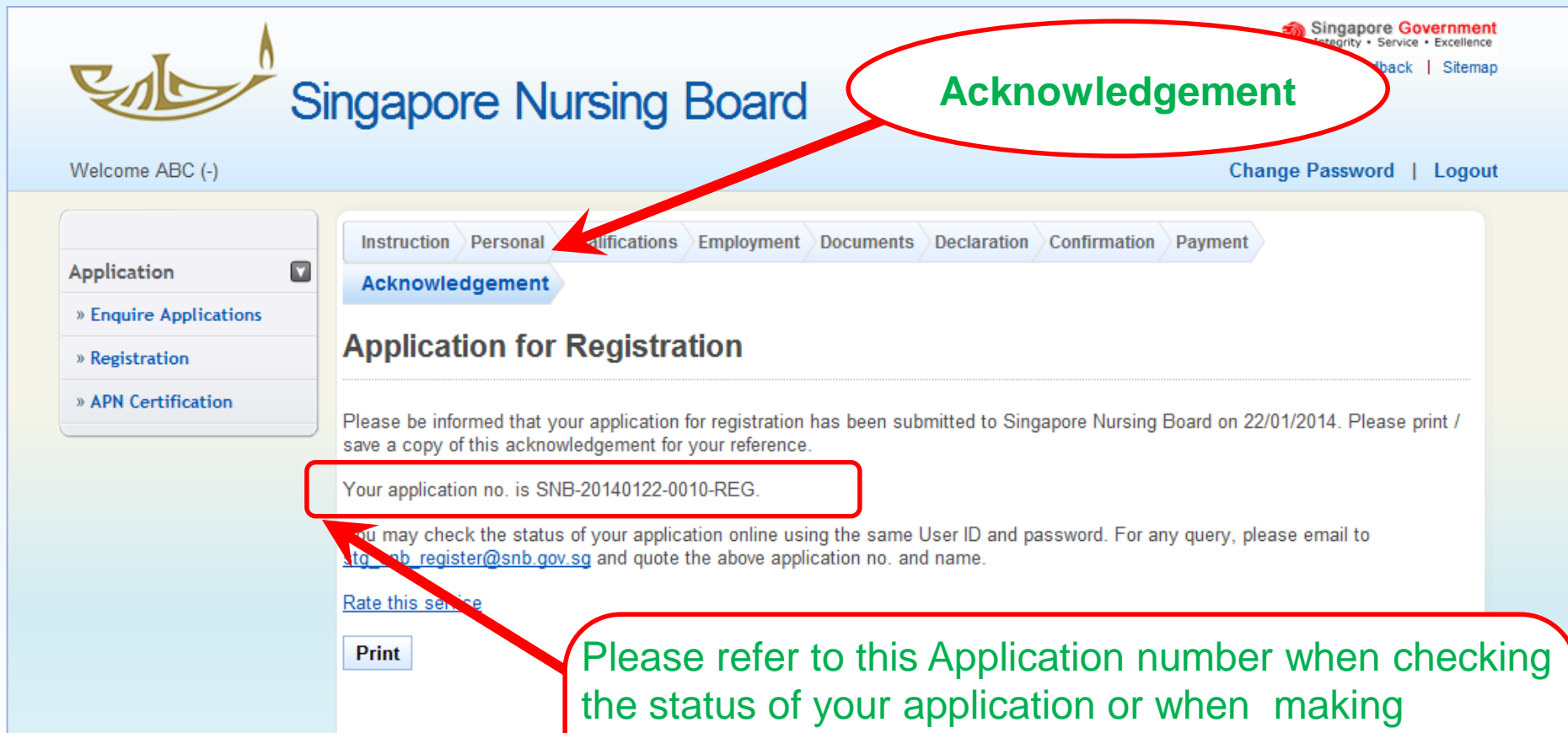


# TOTAL FEES

		EN	RN
1)	<b>Application Fee (online payment)</b>	\$30	\$30
2)	Enrolment/ Registration Fee*	\$30	\$30
3)	Practising Certificate (PC) Fee*	\$30	\$45
	<b>TOTAL</b>	<b>\$90</b>	<b>\$105</b>

*\* Enrolment/ Registration Fee and PC Fee are to be paid only upon approval.*

# Application For Registration



The screenshot shows the Singapore Nursing Board's application portal. At the top, the logo and name 'Singapore Nursing Board' are visible. A red oval highlights the word 'Acknowledgement' in green text. Below the header, a navigation bar contains tabs for 'Instruction', 'Personal', 'Qualifications', 'Employment', 'Documents', 'Declaration', 'Confirmation', and 'Payment'. The 'Acknowledgement' tab is selected. On the left, a sidebar menu lists 'Application' with sub-links for 'Enquire Applications', 'Registration', and 'APN Certification'. The main content area is titled 'Application for Registration' and contains a message: 'Please be informed that your application for registration has been submitted to Singapore Nursing Board on 22/01/2014. Please print / save a copy of this acknowledgement for your reference.' Below this, a red box highlights the text 'Your application no. is SNB-20140122-0010-REG.' A red arrow points from this box to a large red-bordered callout box on the right. The callout box contains green text: 'Please refer to this Application number when checking the status of your application or when making enquiries. For enquiries, you may email snb\_register@snb.gov.sg quoting your full name and application number.' At the bottom left of the main content area, there is a 'Print' button and a link to 'Rate this service'.

**Acknowledgement**

Application for Registration

Please be informed that your application for registration has been submitted to Singapore Nursing Board on 22/01/2014. Please print / save a copy of this acknowledgement for your reference.

Your application no. is SNB-20140122-0010-REG.

You may check the status of your application online using the same User ID and password. For any query, please email to [snb\\_register@snb.gov.sg](mailto:snb_register@snb.gov.sg) and quote the above application no. and name.

[Rate this service](#)

[Print](#)

Please refer to this Application number when checking the status of your application or when making enquiries.

For enquiries, you may email [snb\\_register@snb.gov.sg](mailto:snb_register@snb.gov.sg) quoting your full name and application number.



# “Enquire Application”

- Select “Enquire Application” if checking the status of your application.



Singapore Nursing Board

Singapore Government  
Integrity • Service • Excellence

[Contact](#) | [Feedback](#) | [Sitemap](#)

Welcome ABC (-)

[Change Password](#) | [Logout](#)

Application

» [Enquire Applications](#)

» [Registration](#)

» [APN Certification](#)

Enquire Applications

## Applications Submitted

Total record(s) found: 1

Application No.	Application Type	Date of Submission	Application Status	Remarks
<a href="#">SNB-20140122-0010-REG</a>	Registration	22/01/2014	Application Submitted	-

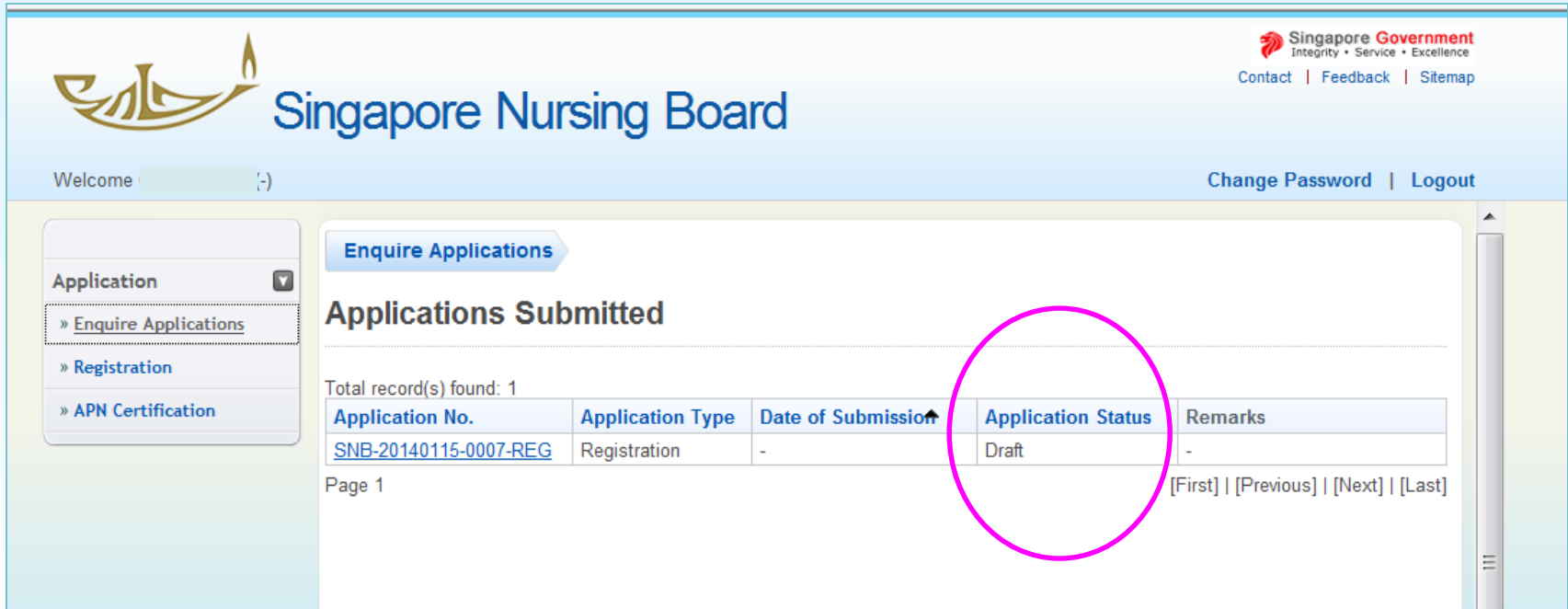
Page 1

[\[First\]](#) | [\[Previous\]](#) | [\[Next\]](#) | [\[Last\]](#)



# Draft Applications

- Draft applications can be retrieved at any time using the same login ID and password. Draft applications are only available for 30 days.



The screenshot displays the Singapore Nursing Board's user interface. At the top, the logo and name of the Singapore Nursing Board are visible, along with the Singapore Government logo and navigation links for Contact, Feedback, and Sitemap. A welcome message and a 'Change Password | Logout' link are also present. On the left, a sidebar menu lists 'Application' options: 'Enquire Applications' (highlighted), 'Registration', and 'APN Certification'. The main content area is titled 'Enquire Applications' and 'Applications Submitted'. It shows a table with one record found, where the 'Application Status' is 'Draft'. A pink circle highlights the 'Draft' status in the table. Below the table, pagination links are visible: '[First] | [Previous] | [Next] | [Last]'. The page is identified as 'Page 1'.

**Application**

- » **Enquire Applications**
- » Registration
- » APN Certification

**Enquire Applications**

### Applications Submitted

Total record(s) found: 1

Application No.	Application Type	Date of Submission	Application Status	Remarks
<a href="#">SNB-20140115-0007-REG</a>	Registration	-	Draft	-

Page 1 [First] | [Previous] | [Next] | [Last]



# SNB's contact information

Singapore Nursing Board

81 Kim Keat Road

#08-00 NKF Building

Singapore 328836

[www.snb.gov.sg](http://www.snb.gov.sg)

Email: [SNB@spb.gov.sg](mailto:SNB@spb.gov.sg)

*Thank You*