

**IMPORTANT: Please read through before proceeding to login instructions**

### **Mandatory Login Via SingPass 2FA**

1. SingPass 2-Step Verification (2FA) login to Singapore Nursing Board (SNB) account will be made mandatory from **15 January 2017**. To check if you are eligible for SingPass, please refer to SingPass FAQ page at [http://www.ifaq.gov.sg/SINGPASS/apps/fcd\\_faqlmain.aspx#FAQ\\_130408](http://www.ifaq.gov.sg/SINGPASS/apps/fcd_faqlmain.aspx#FAQ_130408).
2. You will be required to set up the 2FA for your SingPass login before you can access your SNB account. Please refer to SingPass website at [http://www.ifaq.gov.sg/SINGPASS/apps/fcd\\_faqlmain.aspx#TOPIC\\_9374](http://www.ifaq.gov.sg/SINGPASS/apps/fcd_faqlmain.aspx#TOPIC_9374) for more information on SingPass 2FA login.
3. Registered nurses/ midwives who are not eligible for SingPass and not practising as a nurse/ midwife **in Singapore** will not be able to access to their SNB account online. For further enquiries, please contact SNB via email at [snb\\_contact@snb.gov.sg](mailto:snb_contact@snb.gov.sg).



## Login User Guide for SingPass Eligible Users

---

### Login to SNB account using SingPass

Go to SNB website at: [www.snb.gov.sg](http://www.snb.gov.sg)

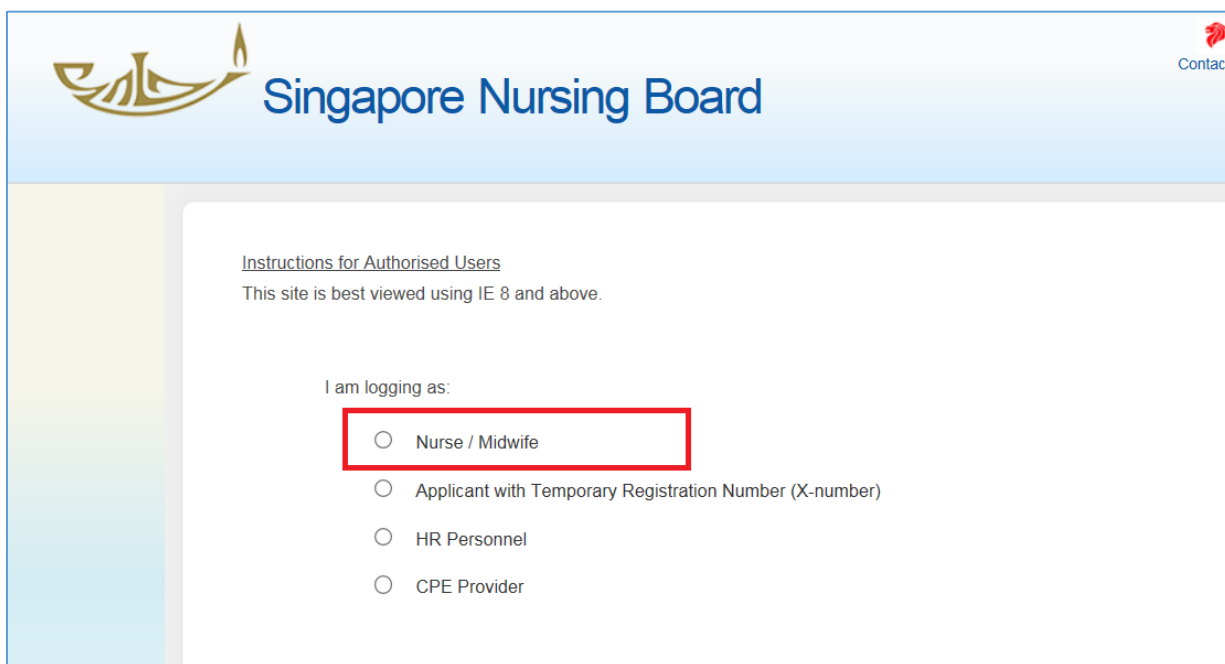
Step 1: Click on **Login for Nurses/Registered Users.**


The screenshot shows the Singapore Nursing Board website. At the top, there is a navigation menu with links for Home, About SNB, CPE Events, Announcements, Publications & Forms, Useful Links, and Contact Info. A search bar is also present. The main content area includes a 'Welcome' message, a 'Nurses and Midwives' sidebar with links for Registration/Enrolment, Renewal of Practising Certificate(s), Advanced Practice Nurse, Nursing Guidelines and Standards, Accreditation of Nursing Education Programmes, and Continuing Professional Education. A central banner for SingPass highlights a 30-day grace period for users who haven't set up 2FA. Below the banner, there are two news items: 'Online Payment services are up and running' and 'Apply for your Practising Certificate(s) for Year 2017'. A 'Login FOR NURSES / REGISTERED USERS' button is circled in red.

Step 2: Select logging in as Nurse/Midwife



## Login User Guide for SingPass Eligible Users



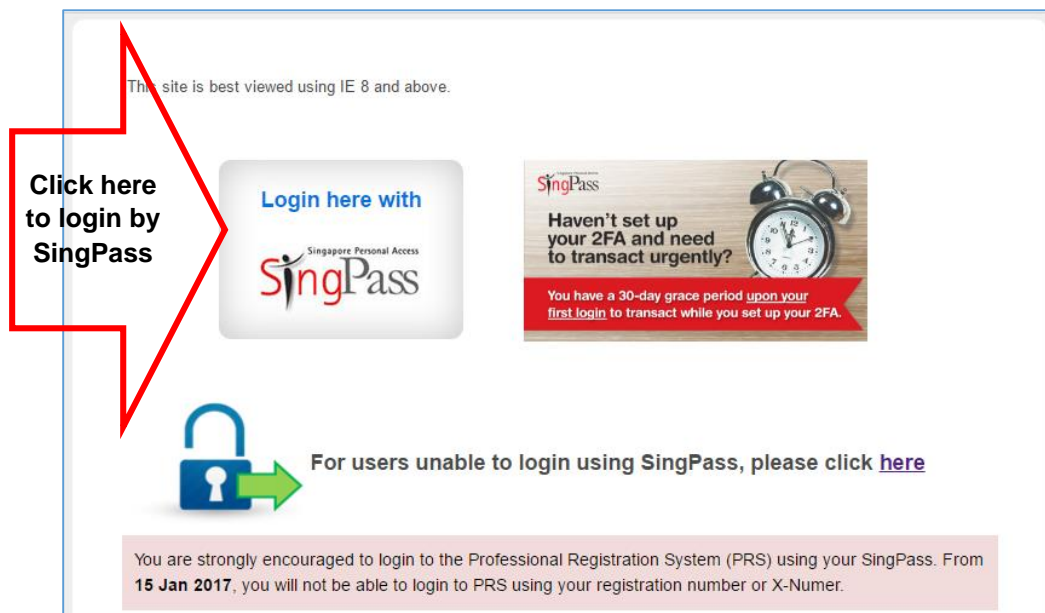
 Singapore Nursing Board Contact

Instructions for Authorised Users  
This site is best viewed using IE 8 and above.

I am logging as:

- Nurse / Midwife
- Applicant with Temporary Registration Number (X-number)
- HR Personnel
- CPE Provider

**Step 3:** Click “Login here with SingPass” logo




This site is best viewed using IE 8 and above.

**Click here to login by SingPass**

Login here with  
Singapore Personal Access  
**SingPass**

**Haven't set up your 2FA and need to transact urgently?**  
You have a 30-day grace period upon your first login to transact while you set up your 2FA.



 For users unable to login using SingPass, please click [here](#)

You are strongly encouraged to login to the Professional Registration System (PRS) using your SingPass. From **15 Jan 2017**, you will not be able to login to PRS using your registration number or X-Numer.


**Step 4:** Enter your SingPass ID and Password to login to your SNB account



## Login User Guide for SingPass Eligible Users



Integrity · Service · Excellence

A- A A+  [Contact Us](#) | [Feedback](#) | [Sitemap](#)

[FAQ](#) · [About Us](#) · [Video Guides](#) · [Counter Locations](#) · [News](#)


### Announcement for Upcoming Scheduled Maintenance

SingPass will be undergoing scheduled maintenance from 12am to 8am on 6 Nov, and will not be available during this period. Thank You. [Note: Your SingPass account contains a lot of personal data. Please do not share your SingPass username and password with others].

### Received your PIN mailer yet? Use it to activate your 2FA!

From 5 July 2016, you'll need 2FA to view your CPF statements, file taxes etc. To get a new PIN mailer, SMS: **Resend pin mailer**<space>**NRIC**<space>**Postal Code** to **78111**. E.g. Resend pin mailer S1234567A 098765

### Security Advisory



- Use strong passwords that are alphanumeric and contain 8-24 characters
- Change your passwords regularly
- Get tips from the [GoSafeOnline](#) website on how to protect yourself against cyber threats

### Login

SingPass ID

Password

[Forgot SingPass ID or Password?](#)


Don't have a SingPass ID? [Register Now](#)

Received an SMS about 2FA auto-registration? [Find Out More](#)

### Step 5: Perform SingPass 2FA verification

### 2-Step Login with SMS OTP

A One-Time Password (OTP) has been sent to you via SMS.



Please enter the 6-digit OTP in the below box

Mobile Number: xxxx xxxx

OTP:

If you do not receive the SMS OTP after 30 seconds, please click "Resend OTP".

Note: Please do not click 'BACK' or 'REFRESH' on the browser as it may end your transaction.

Last updated on 05 July 2015

