

# User Guide for PRS login with 2FA (For SingPass Eligible Users)

Version 1.0

**Change History**

<b>SN</b>	<b>Version</b>	<b>Change Update</b>	<b>Release Date</b>
1	V1.0	1 <sup>st</sup> release	8 <sup>th</sup> Nov 2016

**[Table of Contents](#)**

Overview ..... 4

Login with SingPass ..... 4

Login with PRS Account..... 5

Set Up 2-Step Verification (2FA) ..... 6

2FA Authentication ..... 8

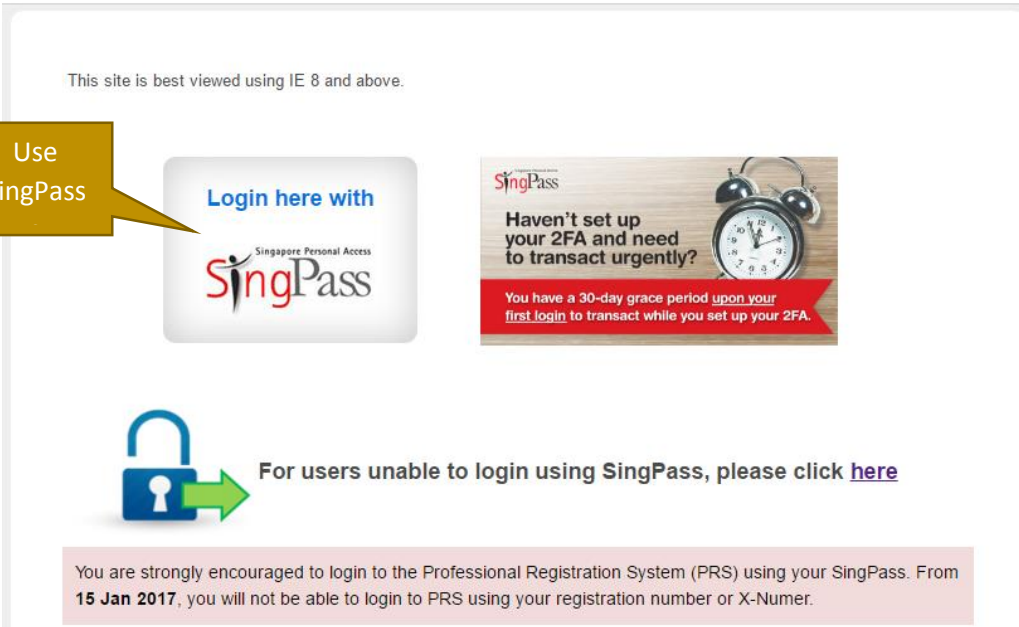
### Overview

1. The target audience of this document is SingPass Eligible User. Please click [here](#) to check whether you are eligible for SingPass.
2. We have implemented 2-Step Verification (2FA) to better protect your login to Professional Registration System (PRS). Please follow the steps below to link your 2FA to PRS. You are strongly encouraged to login to PRS using your SingPass.

### Login with SingPass

3. How to access PRS using your SingPass account:
  - a. Please ensure that you have a valid SingPass account and [have setup your SingPass 2FA](#).
  - b. Go to PRS login page from your council / board main website and select login as professional or applicant with Temporary Registration Number (X-number)
  - c. Click “Login here with SingPass” icon (Screen 1).
  - d. After successful authentication with SingPass, you will be redirected to PRS home page.

### Screen 1: Login using your SingPass



This site is best viewed using IE 8 and above.

Use SingPass

Login here with  
Singapore Personal Access  
SingPass

Haven't set up your 2FA and need to transact urgently?  
You have a 30-day grace period upon your first login to transact while you set up your 2FA.

For users unable to login using SingPass, please click [here](#)

You are strongly encouraged to login to the Professional Registration System (PRS) using your SingPass. From **15 Jan 2017**, you will not be able to login to PRS using your registration number or X-Numer.

### Login with PRS Account

4. Go to PRS login page from your council / board main website and select login as professional or applicant with Temporary Registration Number (X-number) or HR/Prof Bodies or Event Providers
5. Login with your PRS account for authentication (Screen 2).

### Screen 2: Login using your PRS account

We have implemented 2-Step Verification (2FA) to better protect your login to the Professional Registration System (PRS). Please note that you will be required to login to PRS with 2FA from 15 Jan 2017.

**For SingPass Eligible User:** Click [here](#) for more information on how to setup your 2FA.

**For Non SingPass Eligible User:** Click [here](#) for more information on how to apply for the OneKey token.

User ID ?

Password

[Reset Password](#)


[Go back to Main page](#)

6. After successful login using PRS account, you will be prompted to set up your 2FA using OneKey Token / Mobile Device. Click “Link Mobile Device” / “Link OneKey Token” to proceed or alternatively you may skip this step if you are not ready yet to link your device (Screen 3)


### Screen 3: Set Up 2-Step Verification (2FA)


#### Set Up 2-Step Verification (2FA) Link Device

---


 **For SMS**

You may link your mobile device with Professional Registration System to perform 2-step Verification via 2-Factor Authentication (2FA).



 **For OneKey Token**

You may link your OneKey Token with Professional Registration System to perform 2-step Verification via 2-Factor Authentication (2FA).



Please click [here](#) to skip this step if you are not ready to link your device now.  
You are required to log in PRS using your SingPass from 15th Jan 2017 onwards

**Set Up 2-Step Verification (2FA)**

7. Follow the following steps to set up your 2FA using Mobile Device:
  - a. Click Link Mobile Device ([Screen 3](#)).
  - b. Click “Resend OPT” (Screen 4).
  - c. Enter the 6-digits OTP you received via SMS and Click Submit (Screen 4).

**Screen 4: Enter 6-digits SMS OTP to Set Up 2-Step Verification (2FA)**

**Link Mobile with PRS**

---

**Step 1**

Click 'Resend OTP' to generate your 6 digit One Time Password (OTP).



Mobile Number: XXXX401

**Step 2**

Please verify your mobile number and enter the 6 digits OTP here:

OTP\*:

Enter  
OTP

Click  
here

Please click [here](#) to skip this step if you are not ready to link your device now.  
You are required to log in PRS using your SingPass from 15th Jan 2017 onwards

8. Follow the following steps to set up your 2FA using OneKey Token:
  - a. Click Link OneKey Token ([Screen 3](#)).
  - b. Please verify your OneKey Token Serial Number (Screen 5).
  - c. Press and hold button “1” on your OneKey token to generate your 8-digits One-Time Password (OTP).
  - d. Enter the 8-digits OTP and Click Submit (Screen 5).

**Screen 5: Enter 8-digits OneKey Token OTP to Set Up 2-Step Verification (2FA)**

**Link OneKey Token with PRS**

---

**Step 1**

Press and hold 1 to generate your 8-digits One-Time Password (OTP).



**Step 2**

Please verify your OneKey Token serial number and enter the 8-digits OTP here:

OneKey Token Serial Number:

15A-288-10-123456

OTP:

Go Back Submit

Enter  
OTP

Please click [here](#) to skip this step if you are not ready to link your device now.  
You are required to log in PRS using your SingPass from 15th Jan 2017 onwards

**2FA Authentication**

9. Once you have set up your 2-Step Verification using your OneKey Token, after successful login using PRS account, you will be prompted to enter 8-digits OTP from your OneKey Token (Screen 6).

**Screen 6: Enter 8-digits OneKey Token OTP**

**2-Step Verification**

---



**Step 1**

Press and hold 1 to generate your 8-digits One-Time Password (OTP).



**Step 2**

Please enter the 8-digit OTP in the box below.

OneKey Token Serial Number: XXXXXX 258

OTP:

Enter OTP

Submit

Click [here](#) to re-link your new device if your OneKey Token serial number does not match anymore or you have received a new OneKey token as replacement.



10. Once you have set up your 2-Step Verification using your Mobile Device, after successful login using PRS account, you will be prompted to enter 6-digits OTP you received via SMS (Screen 7).

**Screen 7: Enter 6-digits SMS OTP**

**2-Step Verification**

---



**Step 1**

Click 'Resend OTP' to generate your 6 digit One Time Password (OTP)



**Step 2**

Please enter the 6-digit OTP in the box below.

Your Mobile Number: XXXX401

Verification Code:



Click [here](#) to re-link your new device if your mobile number does not match anymore or you have registered a new mobile number.